



COVID-19 North Carolina Dashboard

IMPORTANT NOTICE

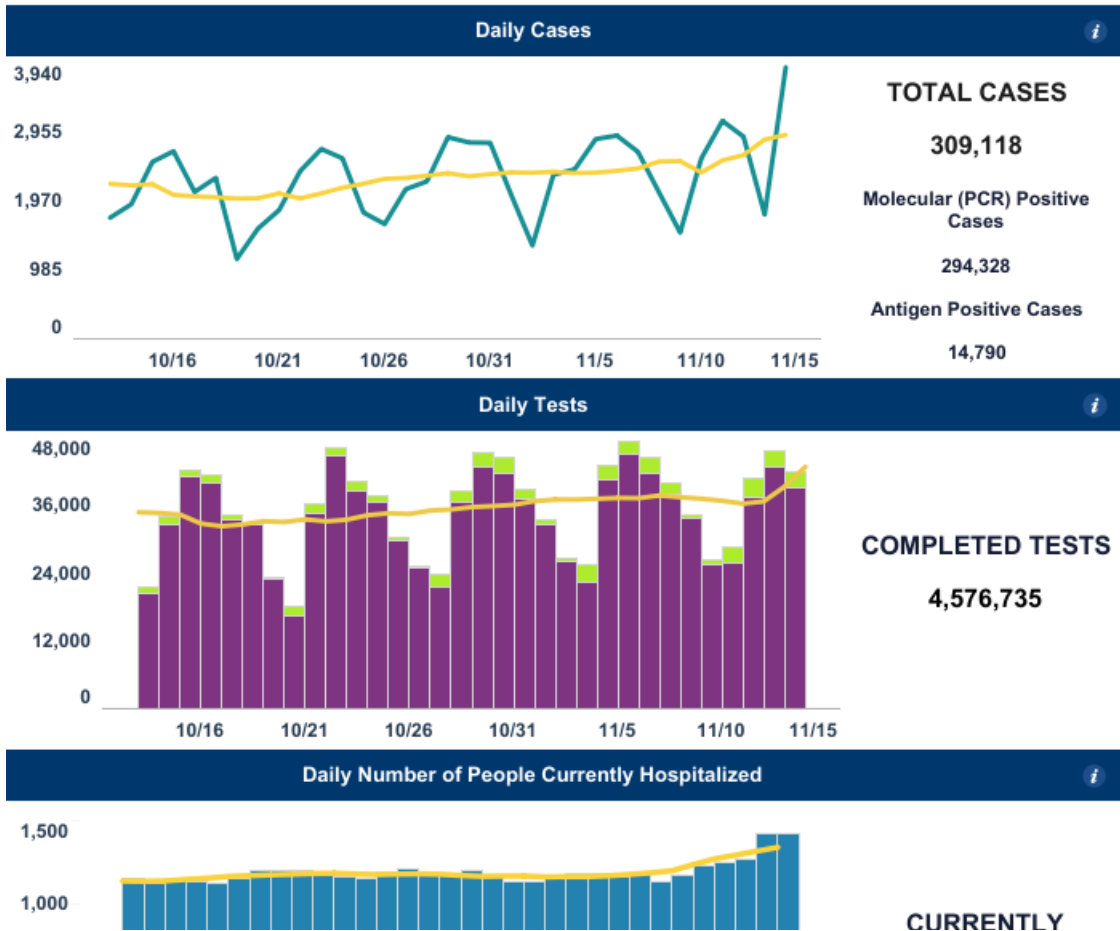
Two updates will be made to the NC COVID-19 dashboards on Friday, Nov. 13, 2020, that will impact numbers.

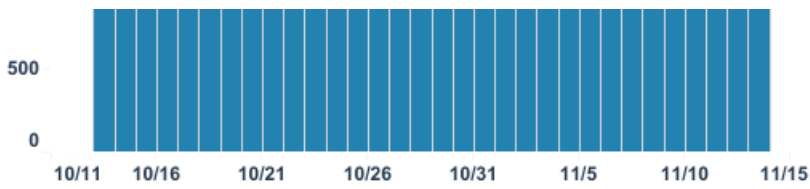
Hospitalization Data: The Centers for Disease Control and Prevention (CDC) has [revised the criteria](#) for reporting COVID-19 hospitalizations. Previously, the CDC required that hospitals report patients only when they were under isolation precautions, which is typically a maximum of 21 days. Because patients may suffer the effects of COVID-19 for a longer period of time, the CDC now requires that hospitalizations be reported for the entire length of stay. As a result, it is likely that North Carolina will see a one-time increase in hospitalizations and a continued higher number under the new definition.

Time of Reporting: NCDHHS is modifying the time that the data is pulled for the dashboards. As a result, there will be a one-time artificial decrease in the number of tests, cases and deaths on Friday, Nov. 13, 2020 as the data will cover 10 hours as opposed to the standard 24 hours. Future data will cover the standard 24-hour period.

Knowing when to dial up or down measures that slow the spread of the virus depends on North Carolina's testing, tracing and trends. This dashboard provides an overview on the metrics and capacities that the state is following.

Updated daily by approximately 12:00 p.m. Last updated November 14, 2020 at 12:00 p.m.



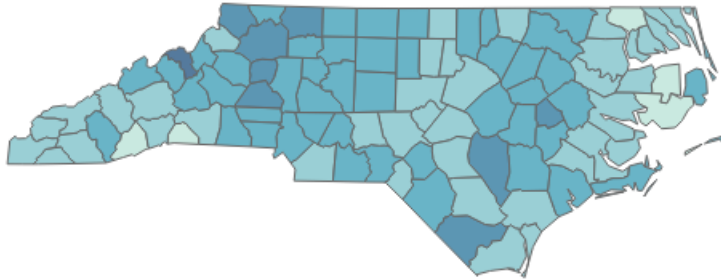


HOSPITALIZED

1,425

County Map by Cases per 100,000 Residents (Molecular (PCR) and Antigen)

(Click to highlight map, unclick to revert map)



Map Credit: NCDHHS



Select Geography

- County
- ZIP Code

Date Range

Last 14 Days

Search for County

Select Metric

- Cases
- Cases per 10,000 Residents
- Cases per 100,000 Residents

Total County Cases and Deaths (Molecular (PCR) and Antigen)

(Click to highlight map, unclick to revert map)

County	Cases	Deaths
Alamance	6,006	96
Alexander	1,262	12
Alleghany	359	1
Anson	811	13
Ashe	622	3
Avery	717	2
Beaufort	1,544	50
Bertie	789	21

Hover over icons for information.

November 14, 2020

+ a b | e a u

Dashboard

[CLI Surveillance](#)

[Cases](#)

[Cases Demographics](#)

[Testing](#)

[Hospitalizations](#)

[Hospitalization Demographics](#)

[Contact Tracing](#)

[PPE](#)

[Outbreaks and Clusters](#)

[Reports](#)

[About the Data](#)

Share this page:



Facebook



Twitter



Contact Information

NC Department of Health and Human Services
2001 Mail Service Center
Raleigh, NC 27699-2000
Customer Service Center: 1-800-662-7030
For COVID-19 questions call 2-1-1

Census 2020

Recent Tweets

[Tweets by @ncdhhs](#)

Stay Connected



[NC.GOV HOME](#) >

[TRANSLATION DISCLAIMER](#) >

[ACCESSIBILITY](#) >

[TERMS OF USE](#) >

[PRIVACY POLICY](#) >

[OPEN BUDGET](#) >

