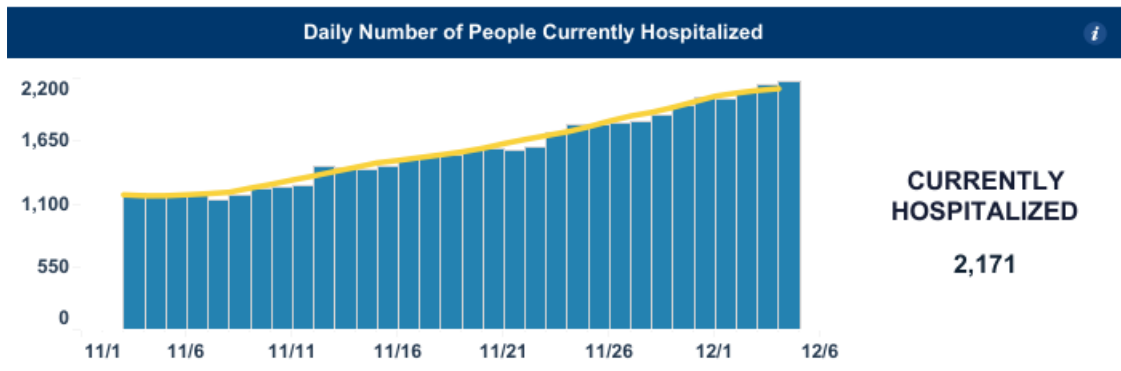
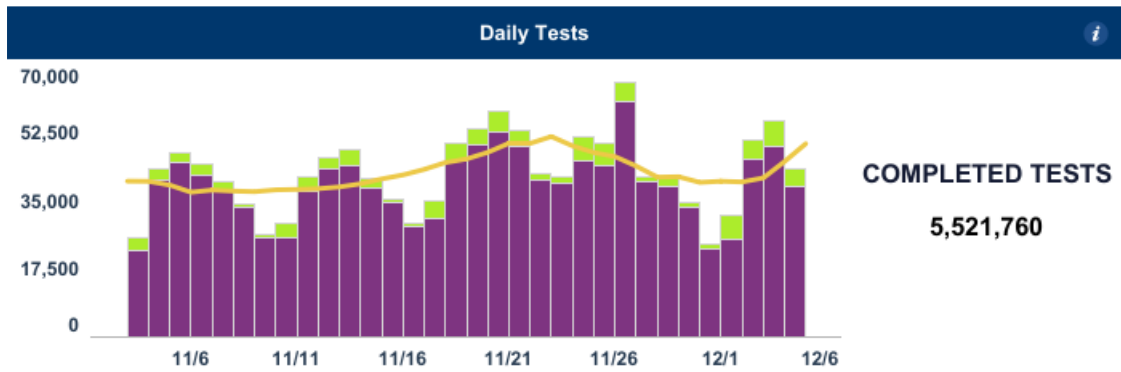
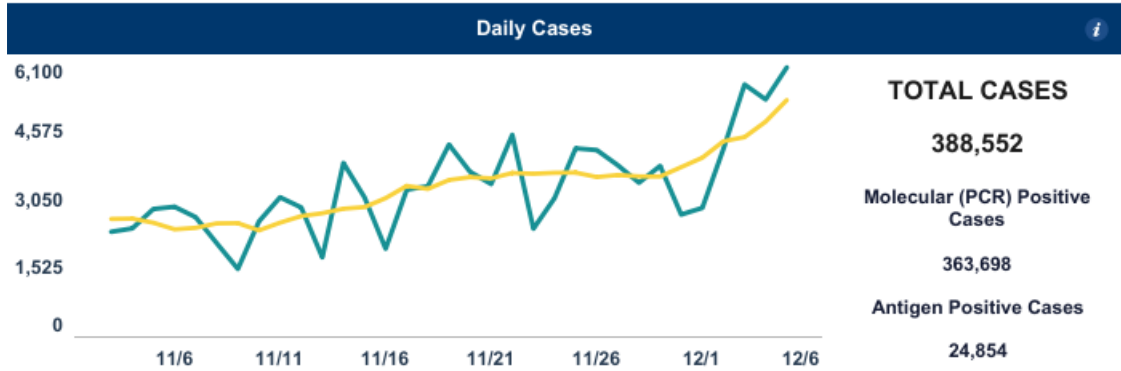




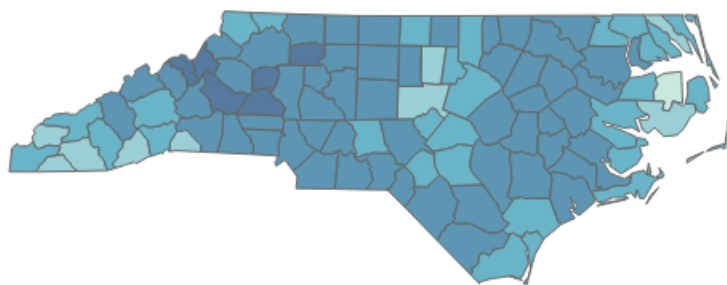
COVID-19 North Carolina Dashboard

Knowing when to dial up or down measures that slow the spread of the virus depends on North Carolina's testing, tracing and trends. This dashboard provides an overview on the metrics and capacities that the state is following.

Updated daily by approximately 12:00 p.m. Last updated December 5, 2020 at 11:15 a.m.



County Map by Cases per 100,000 Residents (Molecular (PCR) and Antigen)
(Click to highlight map, unclick to revert map)



- 74-150
- 151-300
- 301-500
- 501-860
- 861+

Select Geography
Search for County
Select Metric

County
 ZIP Code

Cases
 Cases per 10,000 Residents
 Cases per 100,000 Residents

Date Range

Total County Cases and Deaths (Molecular (PCR) and Antigen)
(Click to highlight map, unclick to revert map)

| County | Cases | Deaths |
|-----------|-------|--------|
| Alamance | 7,665 | 104 |
| Alexander | 1,754 | 18 |
| Alleghany | 416 | 1 |
| Anson | 995 | 16 |
| Ashe | 831 | 3 |
| Avery | 1,034 | 9 |
| Beaufort | 1,817 | 55 |
| Bertie | 947 | 25 |

Hover over icons for information. December 5, 2020

+ a b | e a u

Dashboard

- [County Alert System](#)
- [CLI Surveillance](#)
- [Cases](#)
- [Cases Demographics](#)
- [Testing](#)
- [Hospitalizations](#)
- [Hospitalization Demographics](#)
- [Contact Tracing](#)
- [PPE](#)
- [Outbreaks and Clusters](#)
- [Reports](#)
- [About the Data](#)

Share this page:



Contact Information

NC Department of Health and Human Services
2001 Mail Service Center
Raleigh, NC 27699-2000
Customer Service Center: 1-800-662-7030
For COVID-19 questions call 2-1-1

Census 2020

Recent Tweets

[Tweets by @ncdhhs](#)

Stay Connected



[NC.GOV HOME](#)



[TRANSLATION DISCLAIMER](#)



[ACCESSIBILITY](#)



[TERMS OF USE](#)



[PRIVACY POLICY](#)



[OPEN BUDGET](#)

