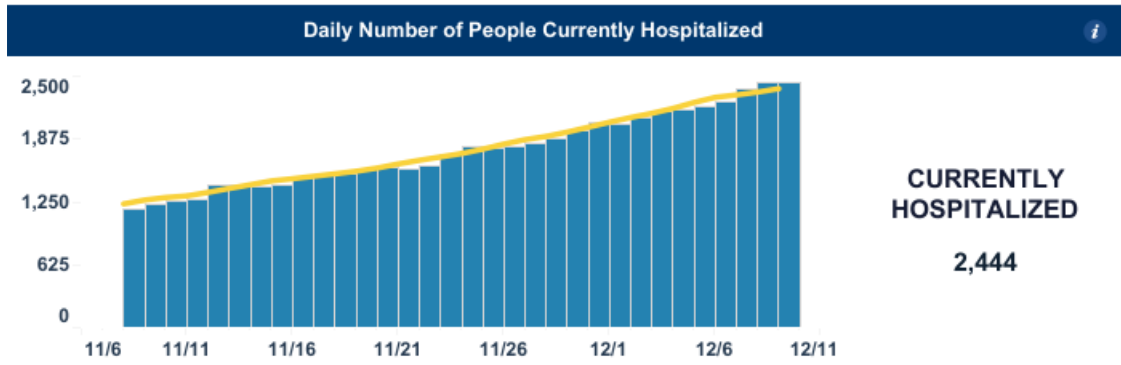
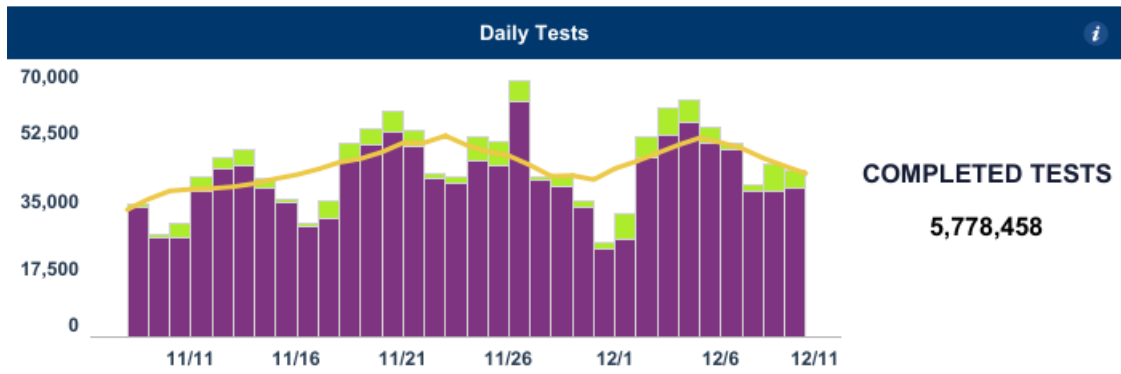
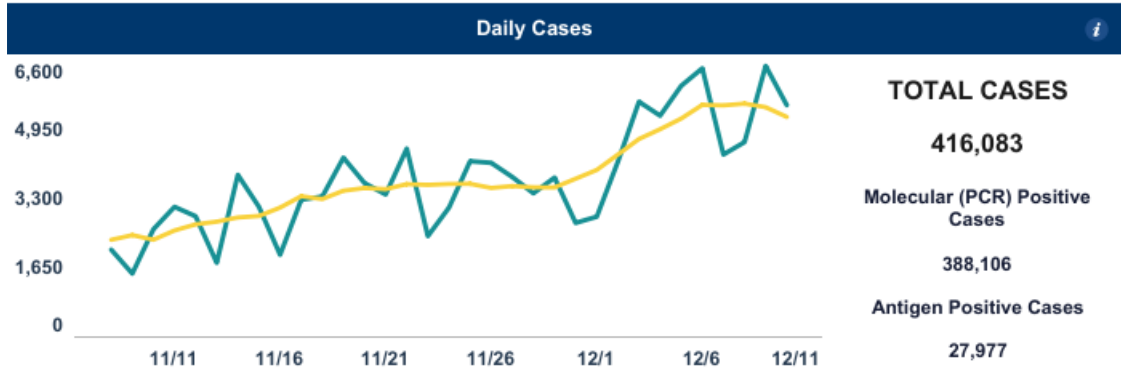




COVID-19 North Carolina Dashboard

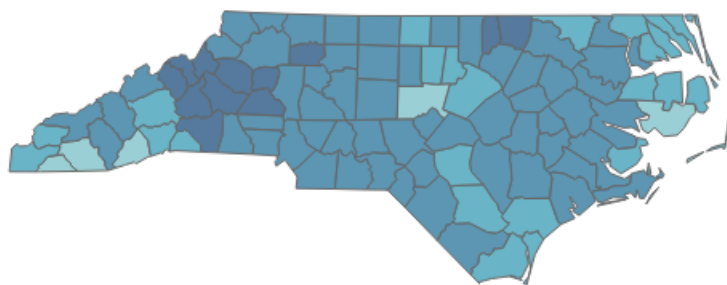
Knowing when to dial up or down measures that slow the spread of the virus depends on North Carolina's testing, tracing and trends. This dashboard provides an overview on the metrics and capacities that the state is following.

Updated daily by approximately 12:00 p.m. Last updated December 10, 2020 at 11:30 a.m.



County Map by Cases per 100,000 Residents (Molecular (PCR) and Antigen) i

(Click to highlight map, unclick to revert map)



- 151-300
- 301-500
- 501-860
- 861+

Select Geography
Search for County
Select Metric

County

ZIP Code

Cases

Cases per 10,000 Residents

Cases per 100,000 Residents

Date Range

Last 14 Days ▾

Total County Cases and Deaths (Molecular (PCR) and Antigen)
(Click to highlight map, unclick to revert map)

| County | Cases | Deaths |
|-----------|-------|--------|
| Alamance | 8,187 | 112 |
| Alexander | 1,940 | 19 |
| Alleghany | 455 | 1 |
| Anson | 1,051 | 18 |
| Ashe | 941 | 3 |
| Avery | 1,114 | 11 |
| Beaufort | 1,941 | 56 |
| Bertie | 1,001 | 26 |

Hover over icons for information. December 10, 2020

+ a b | e a u

Dashboard

- [County Alert System](#)
- [CLI Surveillance](#)
- [Cases](#)
- [Cases Demographics](#)
- [Testing](#)
- [Hospitalizations](#)
- [Hospitalization Demographics](#)
- [Contact Tracing](#)
- [PPE](#)
- [Outbreaks and Clusters](#)
- [Reports](#)
- [About the Data](#)

Share this page:



Facebook



Twitter



Contact Information

NC Department of Health and Human Services
2001 Mail Service Center
Raleigh, NC 27699-2000
Customer Service Center: 1-800-662-7030
For COVID-19 questions call 2-1-1

Census 2020

Recent Tweets

[Tweets by @ncdhhs](#)

Stay Connected



Twitter



RSS



YouTube



LinkedIn



Facebook



Instagram

[NC.GOV HOME](#)



[TRANSLATION DISCLAIMER](#)



[ACCESSIBILITY](#)



[TERMS OF USE](#)



[PRIVACY POLICY](#)



[OPEN BUDGET](#)

