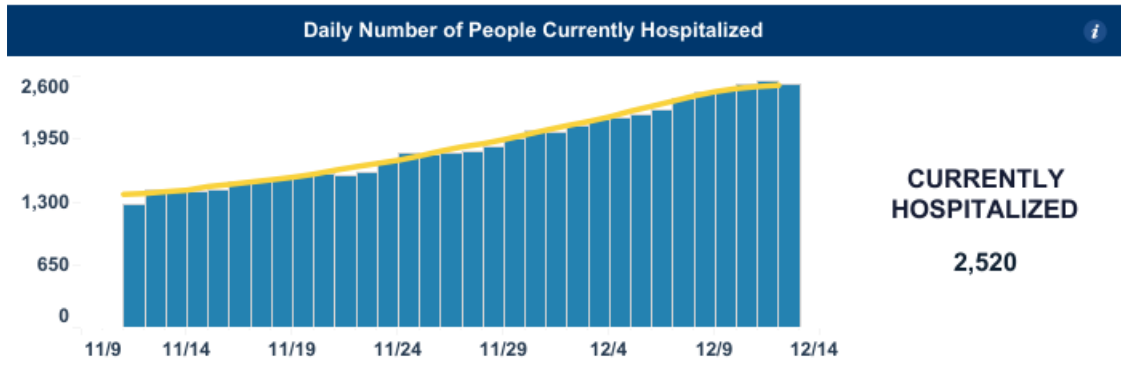
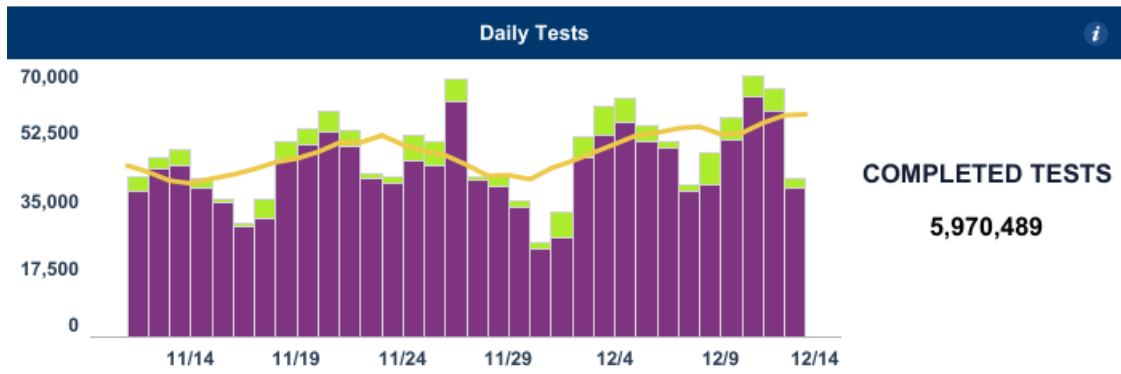
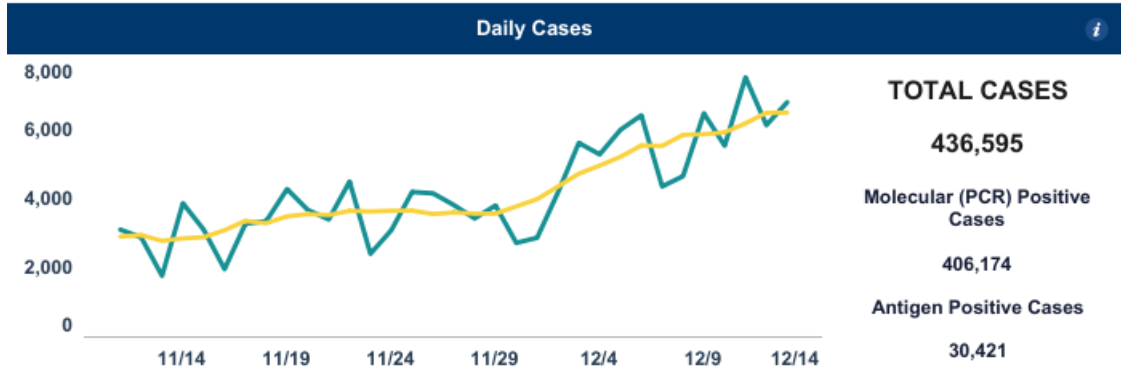




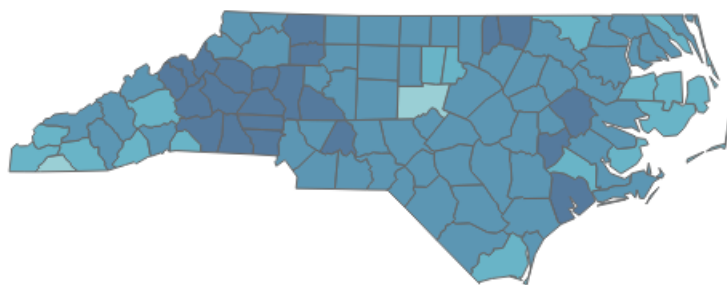
# COVID-19 North Carolina Dashboard

Knowing when to dial up or down measures that slow the spread of the virus depends on North Carolina's testing, tracing and trends. This dashboard provides an overview on the metrics and capacities that the state is following.

Updated daily by approximately 12:00 p.m. Last updated December 13, 2020 at 11:30 a.m.



County Map by Cases per 100,000 Residents (Molecular (PCR) and Antigen)  
(Click to highlight map, unclick to revert map)



- 151-300
- 501-860
- 301-500
- 861+

**Select Geography**      **Search for County**      **Select Metric**


- County
- ZIP Code
- 
- Cases
- Cases per 10,000 Residents
- Cases per 100,000 Residents

**Date Range**

**Total County Cases and Deaths (Molecular (PCR) and Antigen)**  
(Click to highlight map, unclick to revert map)

County	Cases	Deaths
Alamance	8,492	113
Alexander	2,044	21
Alleghany	485	1
Anson	1,108	18
Ashe	995	3
Avery	1,163	13
Beaufort	2,012	58
Bertie	1,041	26

 Hover over icons for information. December 13, 2020

 + a b | e a u

# Dashboard

---

[County Alert System](#)

[CLI Surveillance](#)

[Cases](#)

[Cases Demographics](#)

[Testing](#)

[Hospitalizations](#)

[Hospitalization Demographics](#)

[Contact Tracing](#)

[PPE](#)

[Outbreaks and Clusters](#)

[Reports](#)

[About the Data](#)

Share this page:



---

## Contact Information

NC Department of Health and Human Services  
2001 Mail Service Center  
Raleigh, NC 27699-2000  
Customer Service Center: 1-800-662-7030  
For COVID-19 questions call 2-1-1

---

## Recent Tweets

[Tweets by @ncdhhs](#)

---

## Stay Connected



[TRANSLATION DISCLAIMER](#)

---



[ACCESSIBILITY](#)

---



[TERMS OF USE](#)

---



[PRIVACY POLICY](#)

---



[OPEN BUDGET](#)

---



**NCDHHS**  
COVID-19 Response