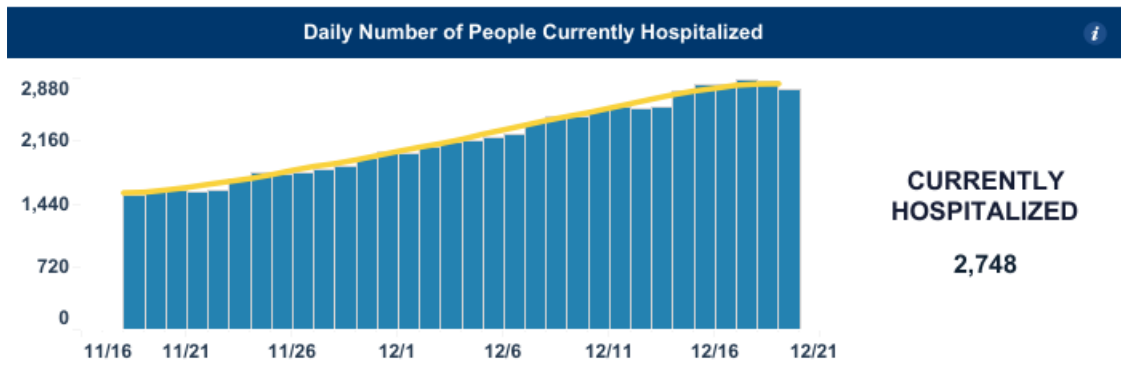
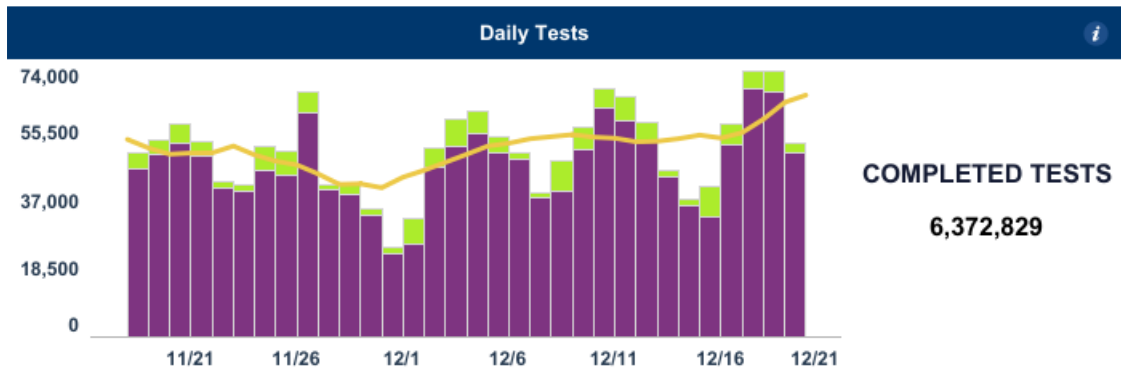
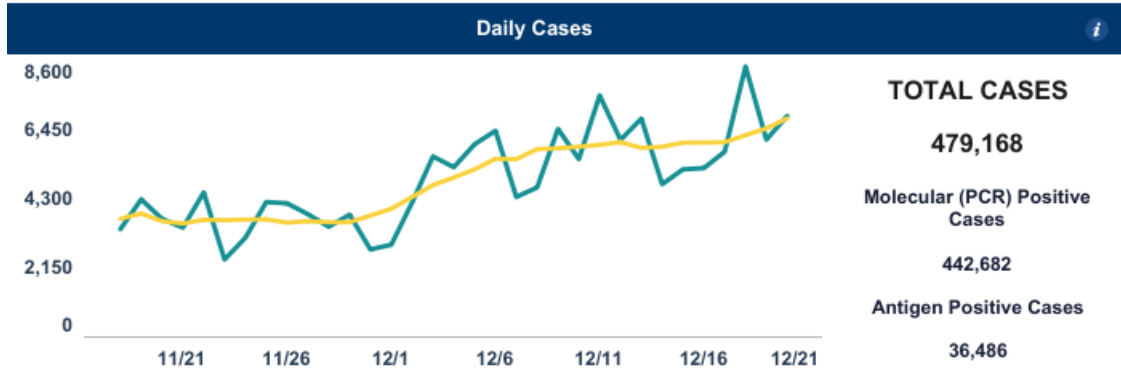




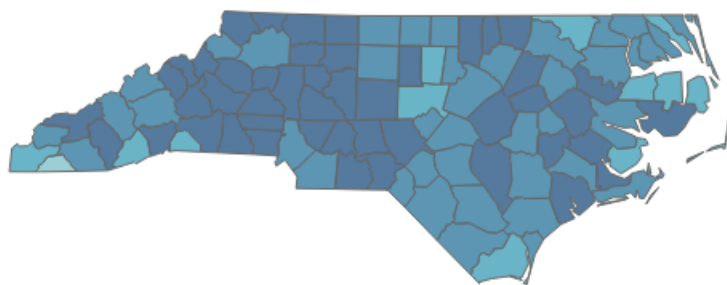
# COVID-19 North Carolina Dashboard

Knowing when to dial up or down measures that slow the spread of the virus depends on North Carolina's testing, tracing and trends. This dashboard provides an overview on the metrics and capacities that the state is following.

Updated daily by approximately 12:00 p.m. Last updated December 20, 2020 at 11:30 a.m.



County Map by Cases per 100,000 Residents (Molecular (PCR) and Antigen)  
(Click to highlight map, unclick to revert map)



- 151-300
- 501-860
- 301-500
- 861+

**Select Geography**

**Search for County**

**Select Metric**

County  
 ZIP Code

Cases  
 Cases per 10,000 Residents  
 Cases per 100,000 Residents

**Date Range**

**Total County Cases and Deaths (Molecular (PCR) and Antigen)**  
(Click to highlight map, unclick to revert map)

County	Cases	Deaths
Alamance	9,283	114
Alexander	2,273	26
Alleghany	537	2
Anson	1,267	19
Ashe	1,085	17
Avery	1,230	15
Beaufort	2,197	58
Bertie	1,113	27

Hover over icons for information. December 20, 2020

+ a b | e a u

## Dashboard

---

- [County Alert System](#)
- [CLI Surveillance](#)
- [Cases](#)
- [Cases Demographics](#)
- [Testing](#)
- [Hospitalizations](#)
- [Hospitalization Demographics](#)
- [Contact Tracing](#)
- [PPE](#)
- [Outbreaks and Clusters](#)
- [Reports](#)
- [About the Data](#)

Share this page:



## Contact Information

---

NC Department of Health and Human Services  
2001 Mail Service Center  
Raleigh, NC 27699-2000  
Customer Service Center: 1-800-662-7030  
For COVID-19 questions call 2-1-1

## Recent Tweets

---

[Tweets by @ncdhhs](#)

## Stay Connected

---



[TRANSLATION DISCLAIMER](#)

---



[ACCESSIBILITY](#)

---



[TERMS OF USE](#)

---



[PRIVACY POLICY](#)

---



[OPEN BUDGET](#)

---



**NCDHHS**  
COVID-19 Response