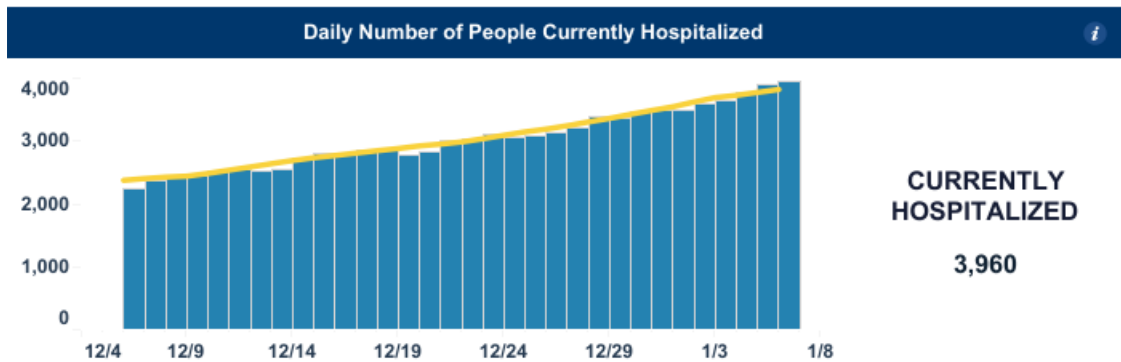
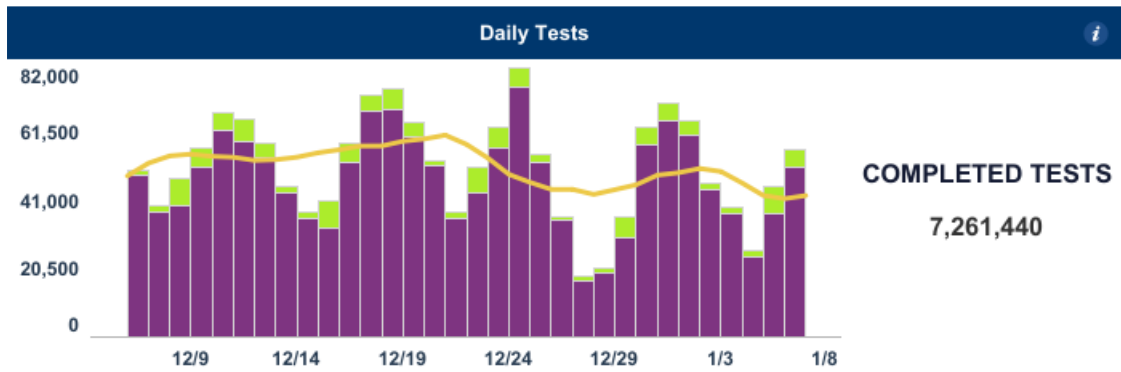
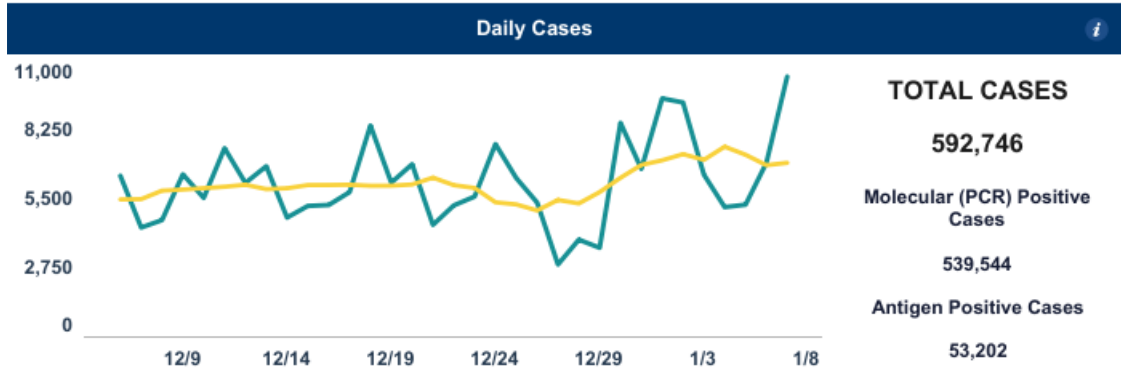




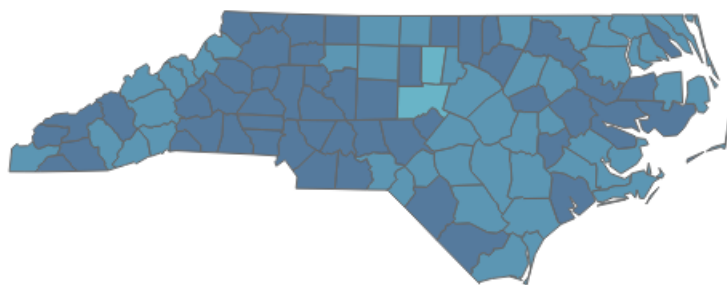
COVID-19 North Carolina Dashboard

Knowing when to dial up or down measures that slow the spread of the virus depends on North Carolina's testing, tracing and trends. This dashboard provides an overview on the metrics and capacities that the state is following.

Updated daily by approximately 12:00 p.m. Last updated January 7, 2021 at 11:00 a.m.



County Map by Cases per 100,000 Residents (Molecular (PCR) and Antigen) i
(Click to highlight map, unclick to revert map)



- 0
- 501-860
- 301-500
- 861+

Select Geography **Search for County** **Select Metric**


- County
- ZIP Code
- Cases
- Cases per 10,000 Residents
- Cases per 100,000 Residents

Date Range
 Last 14 Days

Total County Cases and Deaths (Molecular (PCR) and Antigen)
(Click to highlight map, unclick to revert map)

County	Cases	Deaths
Alamance	11,275	124
Alexander	2,846	31
Alleghany	711	2
Anson	1,567	30
Ashe	1,374	27
Avery	1,409	16
Beaufort	2,984	61
Bertie	1,296	27

 Hover over icons for information. January 7, 2021

 + a b | e a u

Dashboard

Summary

[County Alert System](#)

[Vaccinations](#)

[CLI Surveillance](#)

[Cases](#)

[Cases Demographics](#)

[Testing](#)

[Hospitalizations](#)

[Hospitalization Demographics](#)

[Contact Tracing](#)

[PPE](#)

[Outbreaks and Clusters](#)

[Reports](#)

Share this page:



Facebook



Twitter



Contact Information

NC Department of Health and Human Services
2001 Mail Service Center
Raleigh, NC 27699-2000
Customer Service Center: 1-800-662-7030
For COVID-19 questions call 2-1-1

Recent Tweets

[Tweets by @ncdhhs](#)

Stay Connected



Twitter



RSS



YouTube



LinkedIn



Facebook



Instagram

[NC.GOV HOME](#)



[TRANSLATION DISCLAIMER](#)



[ACCESSIBILITY](#)



[TERMS OF USE](#)



[PRIVACY POLICY](#)



[OPEN BUDGET](#)

