

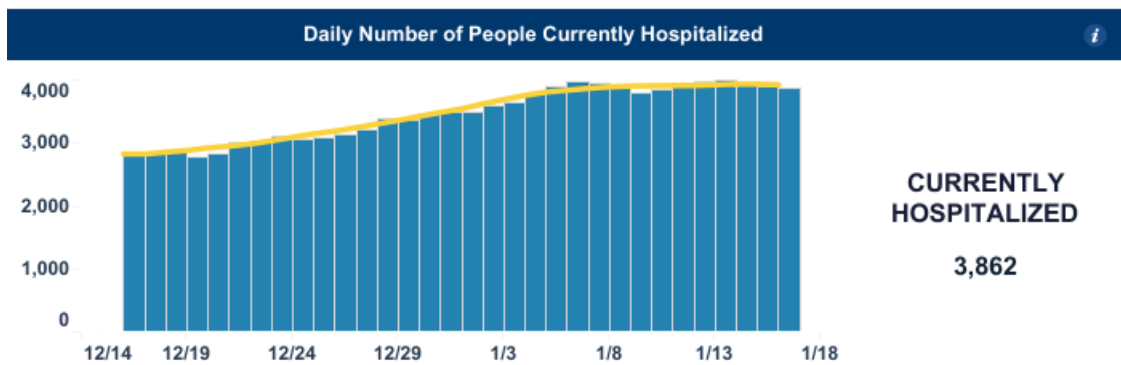
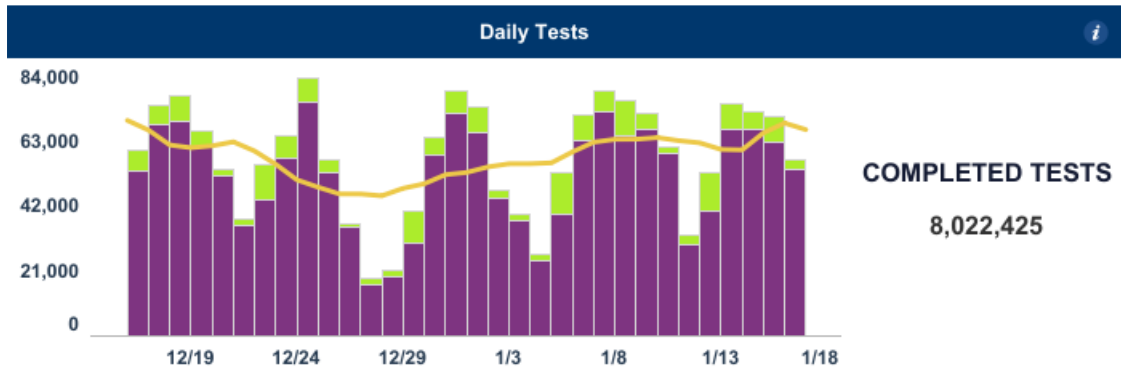
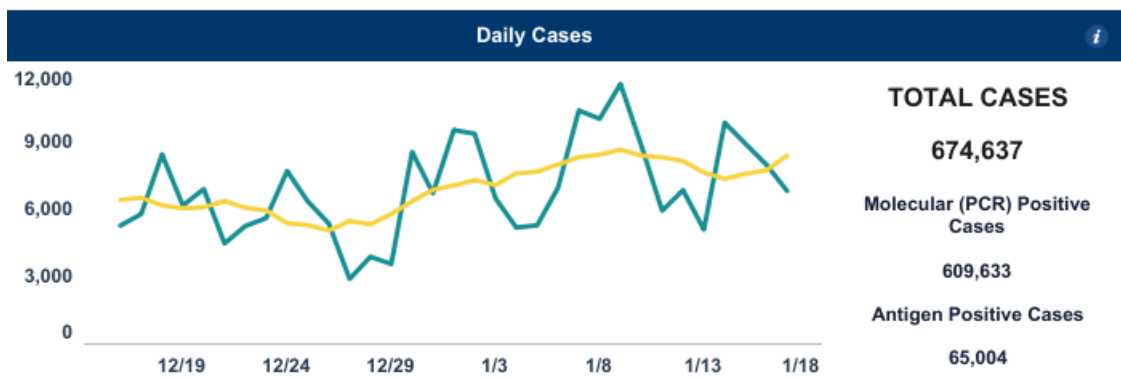


COVID-19 North Carolina Dashboard

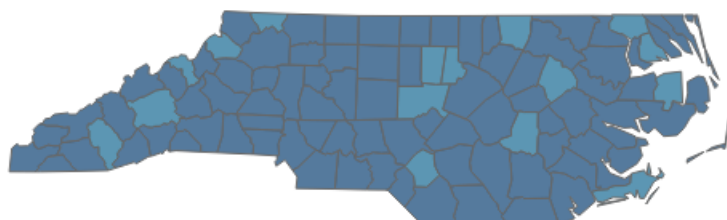
The NC COVID-19 Dashboards will not be updated on Monday, Jan. 18, 2021 due to the state holiday. The next update will be on Tuesday, Jan. 19, 2021.

Knowing when to dial up or down measures that slow the spread of the virus depends on North Carolina's testing, tracing and trends. This dashboard provides an overview on the metrics and capacities that the state is following.

Updated daily by approximately 12:00 p.m. Last updated January 17, 2021 at 10:55 a.m.



County Map by Cases per 100,000 Residents (Molecular (PCR) and Antigen)
(Click to highlight map, unclick to revert map)





Map Credit: NCDHHS

- 0
- 501-860
- 861+

Select Geography

County

ZIP Code

Date Range

Last 14 Days

Search for County

Select Metric

Cases

Cases per 10,000 Residents

Cases per 100,000 Residents

Total County Cases and Deaths (Molecular (PCR) and Antigen)
(Click to highlight map, unclick to revert map)

County	Cases	Deaths
Alamance	12,619	169
Alexander	3,273	42
Alleghany	768	3
Anson	1,789	38
Ashe	1,562	28
Avery	1,598	16
Beaufort	3,422	61
Bertie	1,419	27

Hover over icons for information. January 17, 2021

+ a b | e a u

Dashboard

Summary

[County Alert System](#)

[Vaccinations](#)

[CLI Surveillance](#)

[Cases](#)

[Cases Demographics](#)

[Testing](#)

[Hospitalizations](#)

[Hospitalization Demographics](#)

[Contact Tracing](#)

[PPE](#)

[Outbreaks and Clusters](#)

[Reports](#)

[Data Behind the Dashboards](#)

Share this page:



Facebook



Twitter



Contact Information

NC Department of Health and Human Services
2001 Mail Service Center
Raleigh, NC 27699-2000
Customer Service Center: 1-800-662-7030
For COVID-19 questions call 2-1-1

Recent Tweets

[Tweets by @ncdhhs](#)

Stay Connected



Twitter



RSS



YouTube



LinkedIn



Facebook



[NC.GOV HOME](#)



[TRANSLATION DISCLAIMER](#)



[ACCESSIBILITY](#)



[TERMS OF USE](#)



[PRIVACY POLICY](#)



[OPEN BUDGET](#)

