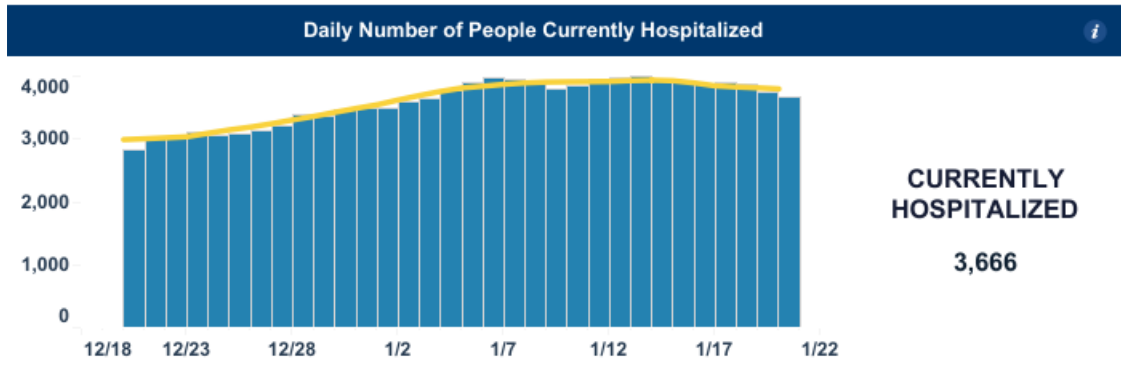
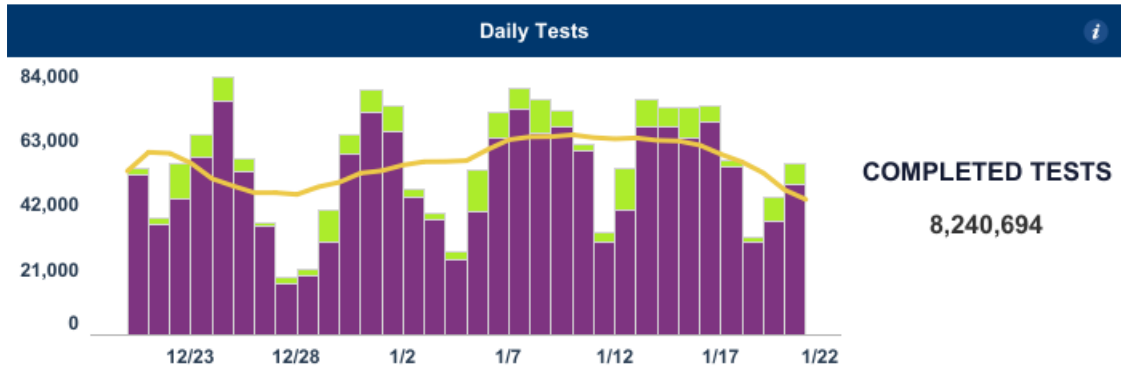
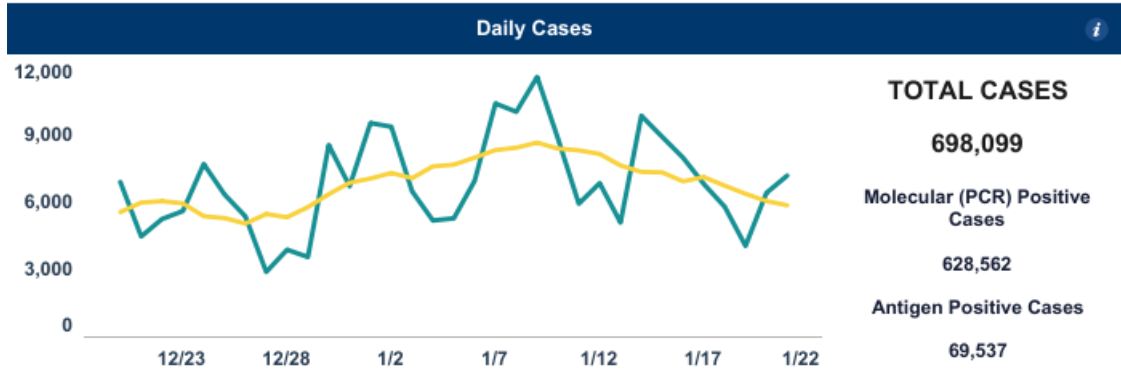




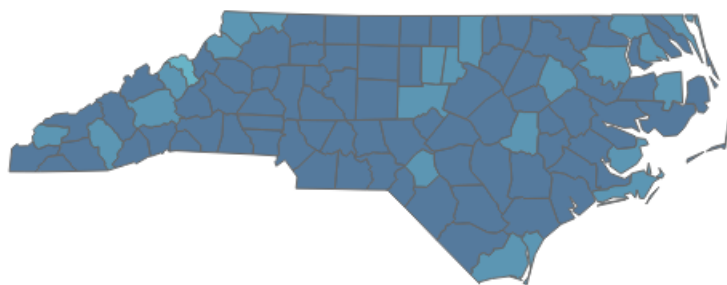
COVID-19 North Carolina Dashboard

Knowing when to dial up or down measures that slow the spread of the virus depends on North Carolina's testing, tracing and trends. This dashboard provides an overview on the metrics and capacities that the state is following.

Updated daily by approximately 12:00 p.m. Last updated January 21, 2021 at 12:10 p.m.



County Map by Cases per 100,000 Residents (Molecular (PCR) and Antigen) i
 (Click to highlight map, unclick to revert map)



- 0
- 501-860
- 301-500
- 861+

Select Geography

Search for County

Select Metric

County

ZIP Code

Date Range

Last 14 Days ▼

Cases

Cases per 10,000 Residents

Cases per 100,000 Residents

Total County Cases and Deaths (Molecular (PCR) and Antigen)
(Click to highlight map, unclick to revert map)

| County | Cases | Deaths |
|-----------|--------|--------|
| Alamance | 12,962 | 169 |
| Alexander | 3,316 | 42 |
| Alleghany | 793 | 3 |
| Anson | 1,861 | 40 |
| Ashe | 1,596 | 28 |
| Avery | 1,618 | 16 |
| Beaufort | 3,501 | 61 |
| Bertie | 1,444 | 27 |

i Hover over icons for information. January 21, 2021

+ a b | e a u

Dashboard

Summary

- [County Alert System](#)
- [Vaccinations](#)
- [CLI Surveillance](#)
- [Cases](#)
- [Cases Demographics](#)
- [Testing](#)
- [Hospitalizations](#)
- [Hospitalization Demographics](#)
- [Contact Tracing](#)
- [PPE](#)
- [Outbreaks and Clusters](#)
- [Reports](#)

Share this page:



Facebook



Twitter



Contact Information

NC Department of Health and Human Services
2001 Mail Service Center
Raleigh, NC 27699-2000
Customer Service Center: 1-800-662-7030
For COVID-19 questions call 2-1-1

Recent Tweets

[Tweets by @ncdhhs](#)

Stay Connected



Twitter



RSS



YouTube



LinkedIn



Facebook



Instagram

[NC.GOV HOME](#)



[TRANSLATION DISCLAIMER](#)



[ACCESSIBILITY](#)



[TERMS OF USE](#)



[PRIVACY POLICY](#)



[OPEN BUDGET](#)

