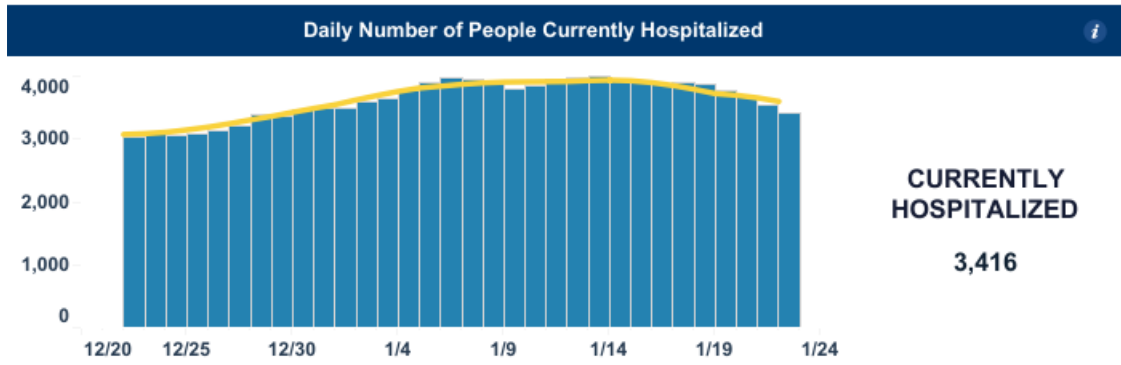
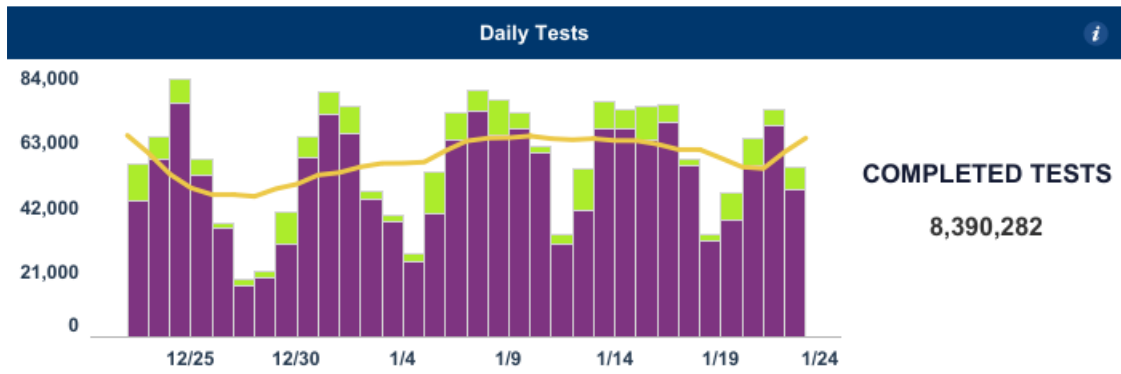
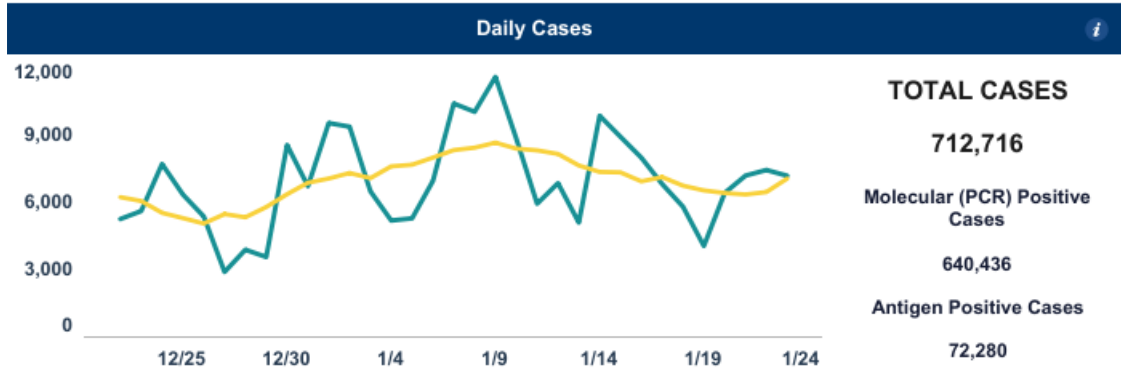




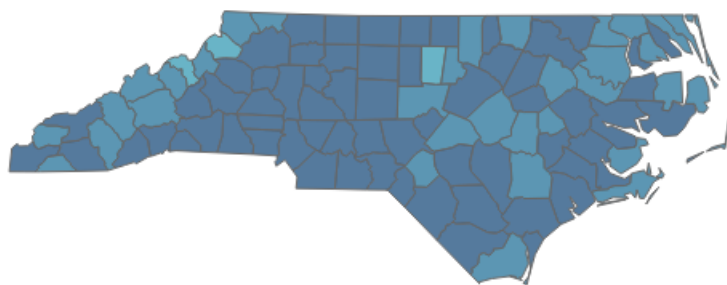
# COVID-19 North Carolina Dashboard

Knowing when to dial up or down measures that slow the spread of the virus depends on North Carolina's testing, tracing and trends. This dashboard provides an overview on the metrics and capacities that the state is following.

Updated daily by approximately 12:00 p.m. Last updated January 23, 2021 at 11:00 a.m.



**County Map by Cases per 100,000 Residents (Molecular (PCR) and Antigen)** i  
(Click to highlight map, unclick to revert map)



- 0
- 501-860
- 301-500
- 861+

**Select Geography**

**Search for County**

**Select Metric**

County  
 ZIP Code

Cases  
 Cases per 10,000 Residents  
 Cases per 100,000 Residents

**Date Range**

**Total County Cases and Deaths (Molecular (PCR) and Antigen)**  
(Click to highlight map, unclick to revert map)

County	Cases	Deaths
Alamance	13,180	171
Alexander	3,350	54
Alleghany	800	3
Anson	1,917	40
Ashe	1,620	33
Avery	1,632	16
Beaufort	3,613	61
Bertie	1,473	27

Hover over icons for information. January 23, 2021

+ a b | e a u

# Dashboard

---

Summary

- [County Alert System](#)
- [Vaccinations](#)
- [CLI Surveillance](#)
- [Cases](#)
- [Cases Demographics](#)
- [Testing](#)
- [Hospitalizations](#)
- [Hospitalization Demographics](#)
- [Contact Tracing](#)
- [PPE](#)
- [Outbreaks and Clusters](#)
- [Reports](#)

Share this page:



Facebook



Twitter



## Contact Information

---

NC Department of Health and Human Services  
2001 Mail Service Center  
Raleigh, NC 27699-2000  
Customer Service Center: 1-800-662-7030  
For COVID-19 questions call 2-1-1

## Recent Tweets

---

[Tweets by @ncdhhs](#)

## Stay Connected

---



Twitter



RSS



YouTube



LinkedIn



Facebook



Instagram

---

[NC.GOV HOME](#)



---

[TRANSLATION DISCLAIMER](#)



---

[ACCESSIBILITY](#)



---

[TERMS OF USE](#)



---

[PRIVACY POLICY](#)



---

[OPEN BUDGET](#)

