



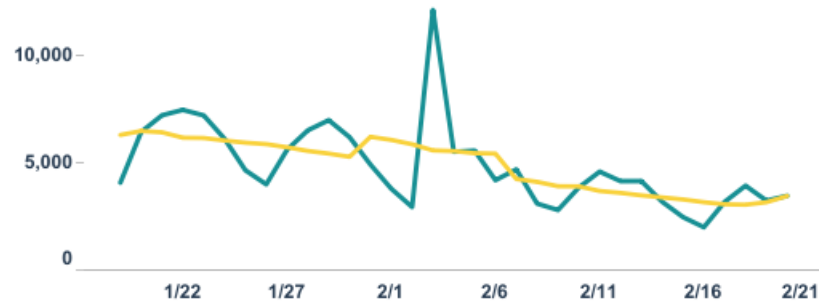
COVID-19 North Carolina Dashboard

The number of new COVID-19 cases on the NC COVID-19 Data Dashboards for Feb. 20, 2021 include a number of cases from tests performed at the UNC Health Southeastern COVID-19 Testing site at UNC Health Southeastern Hospital since Dec. 30, 2020 that had not been previously reported to NCDHHS. These delayed reports account for 685 of the 3,446 COVID-19 cases reported today. Because the NC COVID-19 Data Dashboards display the net difference in cases from the prior day, the number of cases reported today is inflated due to this backlog in reporting. It is important to note this delay in reporting to NCDHHS did not impact patient notifications or care from UNC Health Southeastern.

Knowing when to dial up or down measures that slow the spread of the virus depends on North Carolina's testing, tracing and trends. This dashboard provides an overview on the metrics and capacities that the state is following.

Updated daily by approximately 12:00 p.m. Last updated February 20, 2021 at 11:45 a.m.

Daily Cases i



TOTAL CASES

840,096

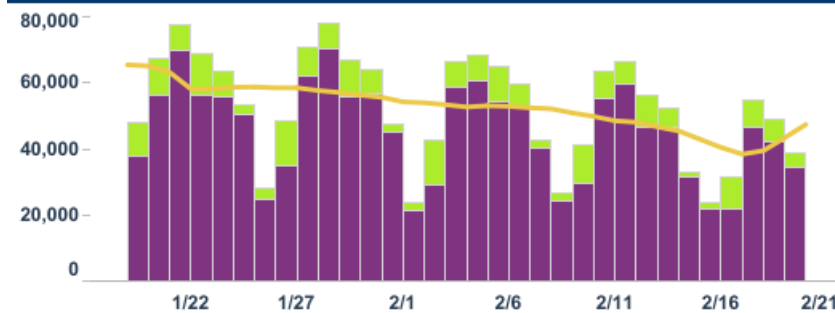
Molecular (PCR) Positive Cases

735,879

Antigen Positive Cases

104,217

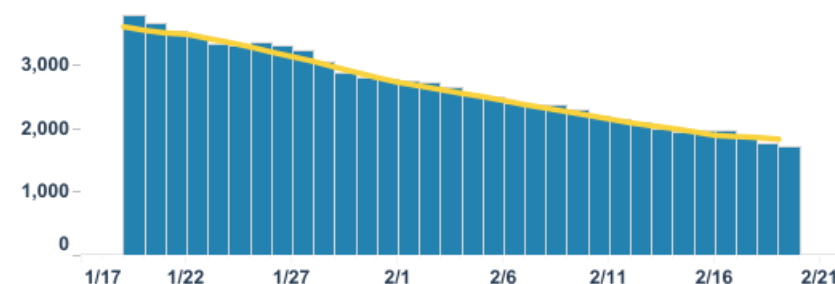
Daily Tests i



COMPLETED TESTS

9,881,060

Daily Number of People Currently Hospitalized i



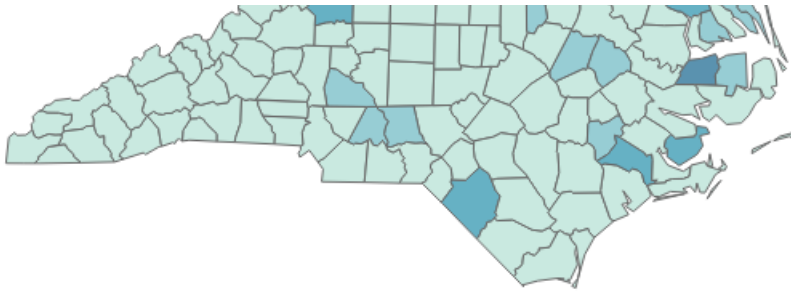
CURRENTLY HOSPITALIZED

1,708

County Map by Cases per 100,000 Residents (Molecular (PCR) and Antigen) i

(Click to highlight map, unclick to revert map)





- 150-400
- 401-600
- 601-750
- 751-900
- 901+

Select Geography

County

ZIP Code

Search for County

Select Metric

Cases

Cases per 10,000 Residents

Cases per 100,000 Residents

Date Range

Last 14 Days ▼

Total County Cases and Deaths (Molecular (PCR) and Antigen)
(Click to highlight map, unclick to revert map)

County	Cases	Deaths
Alamance	15,331	217
Alexander	3,832	72
Alleghany	901	4
Anson	2,239	51
Ashe	1,827	40
Avery	1,792	20
Beaufort	4,154	79
Bertie	1,610	40

i Hover over icons for information. February 20, 2021

+ a b | e a u

Dashboard

Summary

[County Alert System](#)

[Vaccinations](#)

[CLI Surveillance](#)

[Cases](#)

[Cases Demographics](#)

[Testing](#)

[Hospitalizations](#)

[Hospitalization Demographics](#)

[Contact Tracing](#)

[PPE](#)

[Outbreaks and Clusters](#)

[Reports](#)

[Data Behind the Dashboards](#)

Share this page:



Facebook



Twitter



Contact Information

NC Department of Health and Human Services
2001 Mail Service Center
Raleigh, NC 27699-2000
Customer Service Center: 1-800-662-7030
For COVID-19 questions call 1-888-675-4567

Recent Tweets

[Tweets by @ncdhhs](#)

Stay Connected



Twitter



RSS



YouTube



[NC.GOV HOME](#)



[TRANSLATION DISCLAIMER](#)



[ACCESSIBILITY](#)



[TERMS OF USE](#)



[PRIVACY POLICY](#)



[OPEN BUDGET](#)

