



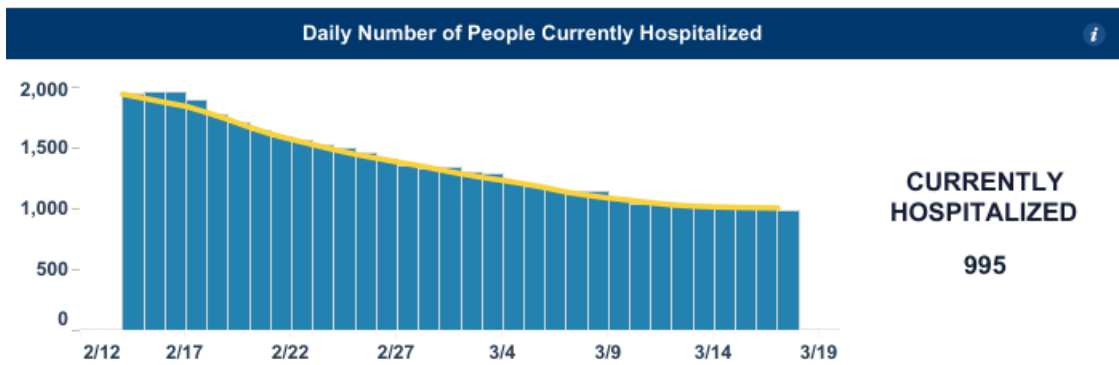
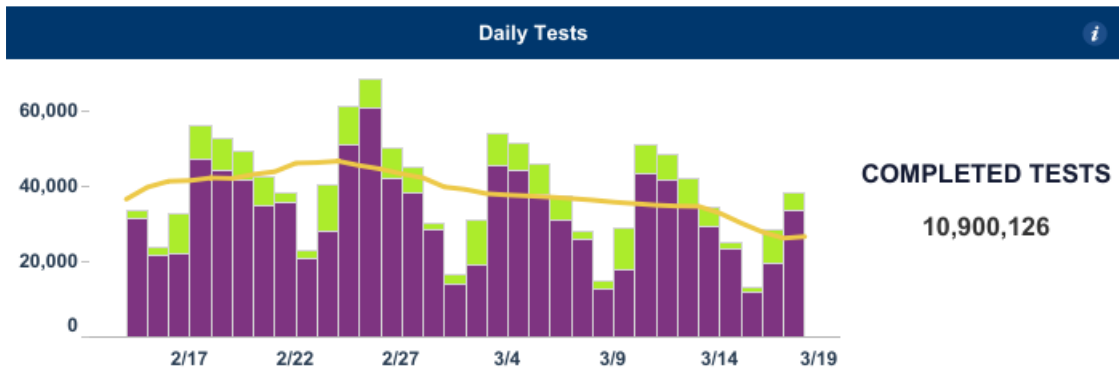
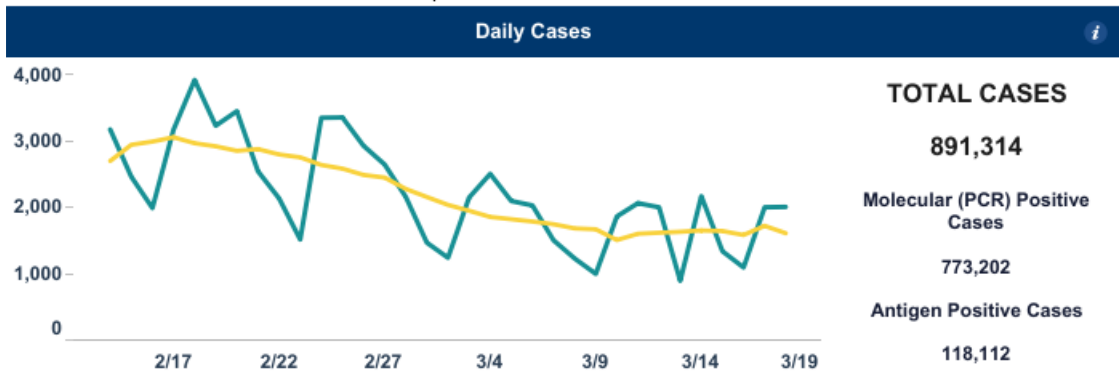
Dashboard

# COVID-19 North Carolina Dashboard

Beginning Saturday, March 6, 2021, the NC COVID-19 Dashboards will be published Monday through Saturdays.

Knowing when to dial up or down measures that slow the spread of the virus depends on North Carolina's testing, tracing and trends. This dashboard provides an overview on the metrics and capacities that the state is following.

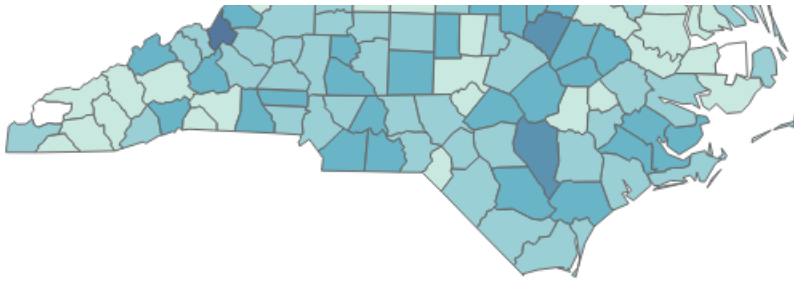
Updated Monday - Saturday by approximately 12:00 p.m.  
Last updated March 18, 2021 at 11:50 a.m.



County Map by Cases per 100,000 Residents (Molecular (PCR) and Antigen)

(Click to highlight map, unclick to revert map)





**Select Geography**

County

ZIP Code

**Date Range**

Last 14 Days

**Search for County**

**Select Metric**

Cases

Cases per 10,000 Residents

Cases per 100,000 Residents

**Total County Cases and Deaths (Molecular (PCR) and Antigen)**  
(Click to highlight map, unclick to revert map)

County	Cases	Deaths
Alamance	16,342	237
Alexander	4,020	82
Alleghany	936	5
Anson	2,398	53
Ashe	1,917	40
Avery	1,936	20
Beaufort	4,384	87
Bertie	1,685	41

*i* Hover over icons for information. March 18, 2021

+ a b | e a u

# Dashboard

[Summary](#)

[County Alert System](#)

[Vaccinations](#)

[CLI Surveillance](#)

[Cases](#)

[Cases Demographics](#)

[Testing](#)

[Hospitalizations](#)

[Hospitalization Demographics](#)

[Contact Tracing](#)

[PPE](#)

[Outbreaks and Clusters](#)

[Reports](#)

[Data Behind the Dashboards](#)

Share this page:



Facebook



Twitter



## Contact Information

---

NC Department of Health and Human Services  
2001 Mail Service Center  
Raleigh, NC 27699-2000  
Customer Service Center: 1-800-662-7030  
For COVID-19 questions call 1-888-675-4567

## Recent Tweets

---

[Tweets by @ncdhhs](#)

## Stay Connected

---



Facebook



Twitter



Instagram



---

[NC.GOV HOME](#)



---

[TRANSLATION DISCLAIMER](#)



---

[ACCESSIBILITY](#)



---

[TERMS OF USE](#)



---

[PRIVACY](#)



---

[OPEN BUDGET](#)

