



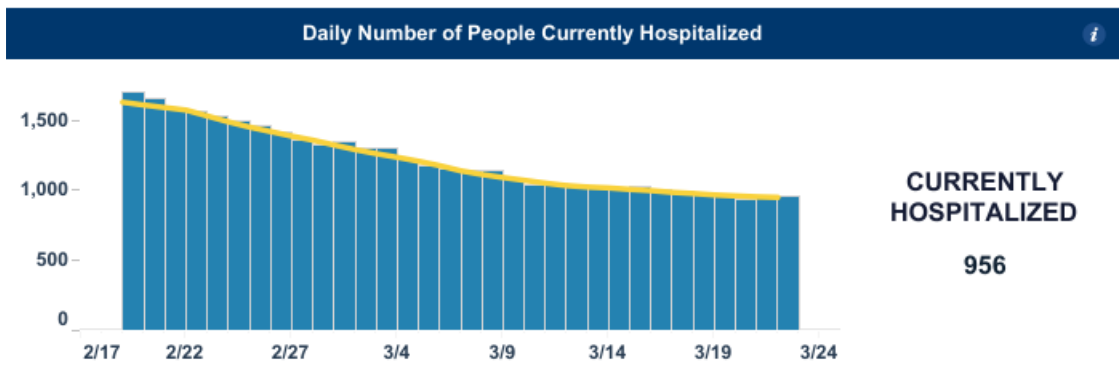
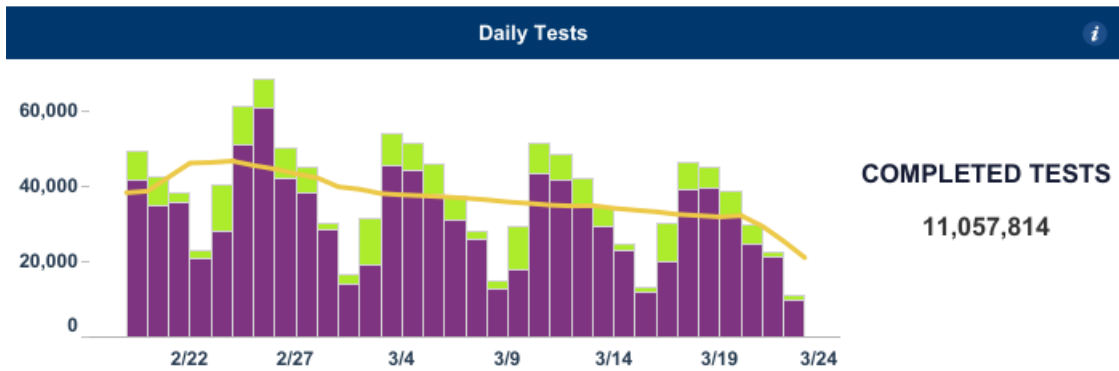
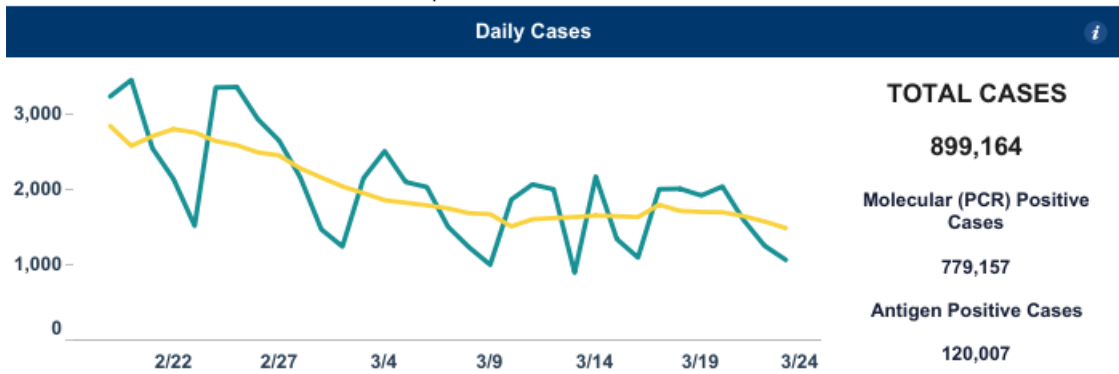
Dashboard

COVID-19 North Carolina Dashboard

Beginning Friday, March 26, 2021, the NC COVID-19 Dashboards will be published Monday through Friday.

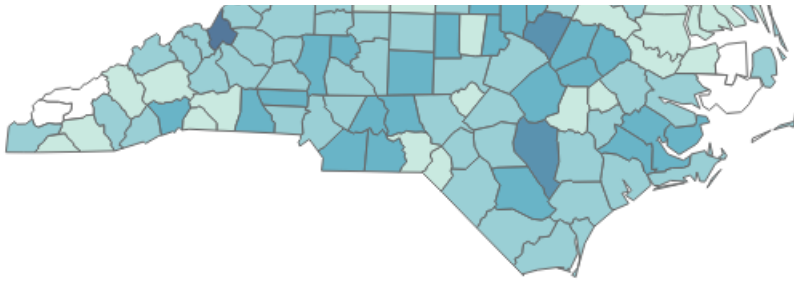
Knowing when to dial up or down measures that slow the spread of the virus depends on North Carolina's testing, tracing and trends. This dashboard provides an overview on the metrics and capacities that the state is following.

Updated Monday - Saturday by approximately 12:00 p.m.
Last updated March 23, 2021 at 11:50 a.m.



County Map by Cases per 100,000 Residents (Molecular (PCR) and Antigen)
(Click to highlight map, unclick to revert map)





Select Geography

County

ZIP Code

Date Range

Last 14 Days

Search for County

Select Metric

Cases

Cases per 10,000 Residents

Cases per 100,000 Residents

Total County Cases and Deaths (Molecular (PCR) and Antigen)
(Click to highlight map, unclick to revert map)

County	Cases	Deaths
Alamance	16,492	237
Alexander	4,043	82
Alleghany	937	5
Anson	2,408	55
Ashe	1,945	40
Avery	1,952	20
Beaufort	4,414	87
Bertie	1,689	41

i Hover over icons for information. March 23, 2021

+ a b | e a u

Dashboard

[Summary](#)

[County Alert System](#)

[Vaccinations](#)

[CLI Surveillance](#)

[Cases](#)

[Cases Demographics](#)

[Testing](#)

[Hospitalizations](#)

[Hospitalization Demographics](#)

[Contact Tracing](#)

[PPE](#)

[Outbreaks and Clusters](#)

[Reports](#)

[Data Behind the Dashboards](#)

Share this page:



Facebook



Twitter



Contact Information

NC Department of Health and Human Services
2001 Mail Service Center
Raleigh, NC 27699-2000
Customer Service Center: 1-800-662-7030
For COVID-19 questions call 1-888-675-4567

Recent Tweets

[Tweets by @ncdhhs](#)

Stay Connected



Facebook



Twitter



Instagram



[NC.GOV HOME](#)



[TRANSLATION DISCLAIMER](#)



[ACCESSIBILITY](#)



[TERMS OF USE](#)



[PRIVACY](#)



[OPEN BUDGET](#)

