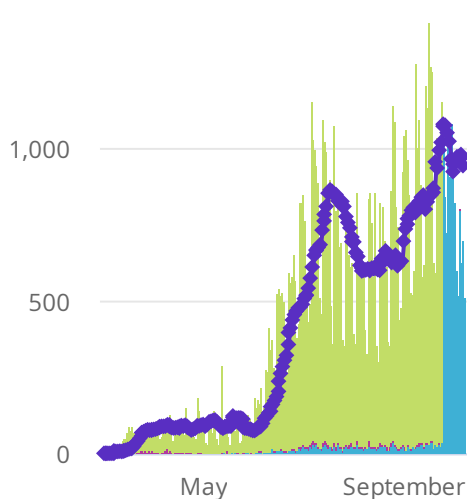


	OK Cases	OK Deaths	OK Active	OK Rec...
OK Summ...	97,088	1,091	13,515	82,4...
Cases Updat...				
2020-10-09	↑ 1,52...	↑ 6 DoD*	↑ 325 D...	↑ 1,1...
Source: OK G...	1.6% Do...	0.6% Do...	2.5% Do...	1.5%...

	US Cases	US Deaths	US Active	US Reco...
US Summ...	7,605,...	212,7...	4,371,...	3,02...
Cases Updat...				
2020-10-08	↑ 56,1...	↑ 961 D...	↑ 33,8...	↑ 21,...
Source: John...	0.7% Do...	0.5% Do...	0.8% Do...	0.7%...

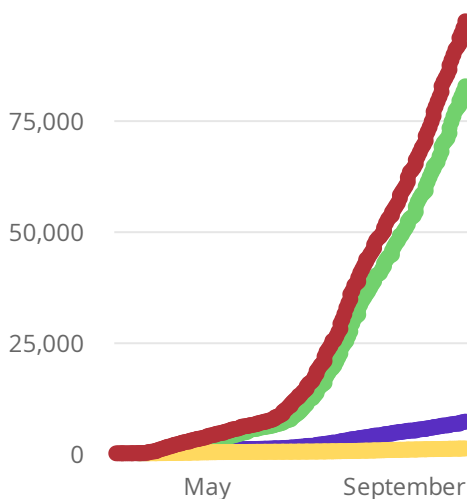
Oklahoma Case Status by ...



Date of Onset is the Date Symptoms are First Reported

- Active
- Deceased
- Recovered*
- Trend Line***

Oklahoma Cumulative Cas...



Running total of the number of cases reported to-date

- Cases
- Deaths
- Recovered*
- Ever Hospitalized

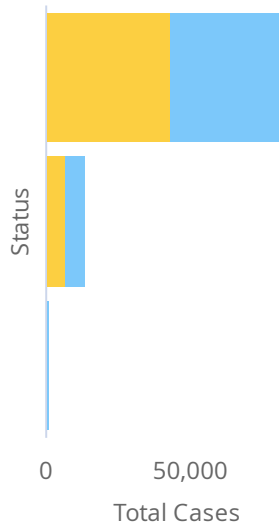
Oklahoma Total ...

- White 57.70%
- Unknown 18.31%
- American Indian or Alaska Native 9.81%
- Black or African American 7.08%
- Multiple Races/Other 4.01%
- Asian or Pacific Islander 3.09%

Oklahoma Total ...

- 18-35 35.54%
- 36-49 21.27%
- 50-64 17.84%
- 65+ 13.82%
- 05-17 9.60%
- 00-04 1.92%
- UNK 0.01%

Oklahoma Total ...



- F
- M
- U

[View Data by County](#)

[View Data by City](#)

[View Data by Zip](#)

[View Data for Cases](#)

[View Data for Deaths](#)

[View Data for Recoveries](#)

[Symptom Tracker](#)

[Personal Protective and Hospital Equipment](#)

[OSDH District Breakout](#)

[View Data by County and Duration Filters](#)

[View Data Downloads](#)

DoD* indicate the delta (↑ ↓) or rate of change (%) over the past 24 hours only.

**Data shown are preliminary and subject to change as additional information is obtained.

Race/Ethnicity containing missing data is bucketed into the unknown category.

*Recovered: currently not hospitalized or deceased and 14 days after onset/report. Recoveries calculated beginning on 4/6/2020.

Trend Line*** is a 7 day rolling average of the number of the cases by date of symptom onset or positive test result for asymptomatic cases.

A 7 day lag has been applied to the trend line based on information collected to-date for the week of 5/3 and 5/9 where within 7 days of onset date 90% of the cases had been reported.

**** The purpose of publishing aggregated statistical COVID-19 data through the OSDH Dashboard, the Executive Order Report, and the Weekly Epidemiology and Surveillance Report is to support the