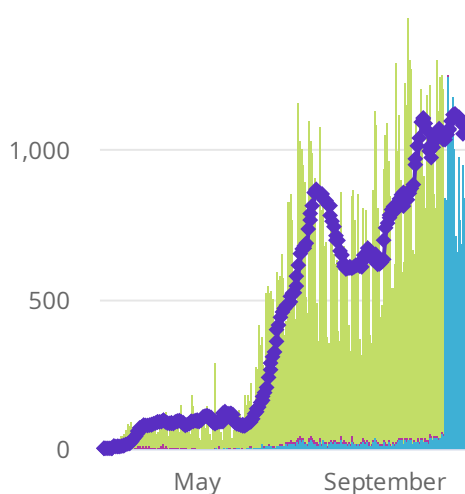


COVID-19 Cases - Main Page

	OK Cases	OK Deaths	OK Active	OK Rec...
OK Summ...	115,6...	1,245	15,740	98,7...
Cases Updat...				
2020-10-24	↑ 1,82...	↑ 11 DoD*	↑ 608 D...	↑ 1,2...
Source: OK G...	1.6% Do...	0.9% Do...	4% DoD*	1.2%...

	US Cases	US Deaths	US Active	US Reco...
US Summ...	8,491,...	223,9...	4,892,...	3,37...
Cases Updat...				
2020-10-23	↑ 83,7...	↑ 943 D...	↑ 60,4...	↑ 22,...
Source: John...	1% DoD*	0.4% Do...	1.3% Do...	0.7%...

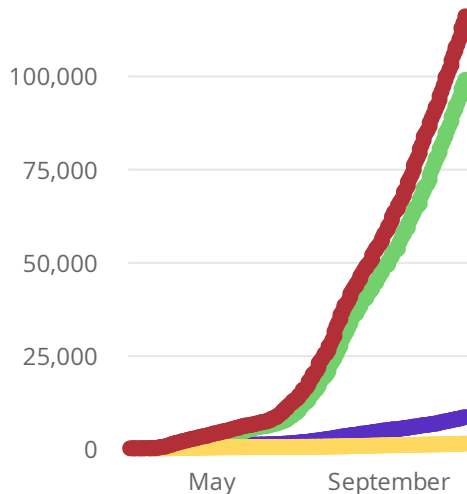
Oklahoma Case Status by ...



Date of Onset is the Date Symptoms are First Reported

- Active
- Deceased
- Recovered*
- Trend Line***

Oklahoma Cumulative Cas...



Running total of the number of cases reported to-date

- Cases
- Deaths
- Recovered*
- Ever Hospitalized


Oklahoma Total ...

- White 58.10%
- Unknown 18.42%
- American Indian or Alaska Native 9.85%
- Black or African American 6.88%
- Multiple Races/Other 3.93%
- Asian or Pacific Islander 2.82%

Oklahoma Total ...

- 18-35 34.70%
- 36-49 21.38%
- 50-64 18.33%
- 65+ 14.17%
- 05-17 9.56%
- 00-04 1.86%
- UNK 0.01%

Oklahoma Total ...



[View Data by County](#)

[View Data by City](#)

[View Data by Zip](#)

[View Data for Cases](#)

[View Data for Deaths](#)

[View Data for Recoveries](#)

[Symptom Tracker](#)

[Personal Protective and Hospital Equipment](#)

[OSDH District Breakout](#)

[View Data by County and Duration Filters](#)

[View Data Downloads](#)

DoD* indicate the delta (↑ ↓) or rate of change (%) over the past 24 hours only.

**Data shown are preliminary and subject to change as additional information is obtained.

Race/Ethnicity containing missing data is bucketed into the unknown category.

*Recovered: currently not hospitalized or deceased and 14 days after onset/report. Recoveries calculated beginning on 4/6/2020.

Trend Line*** is a 7 day rolling average of the number of the cases by date of symptom onset or positive test result for asymptomatic cases.

A 7 day lag has been applied to the trend line based on information collected to-date for the week of 5/3 and 5/9 where within 7 days of onset date 90% of the cases had been reported.

**** The purpose of publishing aggregated statistical COVID-19 data through the OSDH Dashboard, the Executive Order Report, and the Weekly Epidemiology and Surveillance Report is to support the