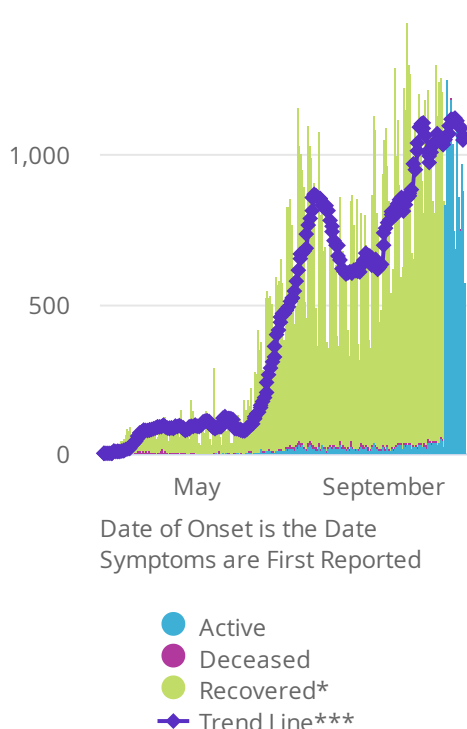


COVID-19 Cases - Main Page

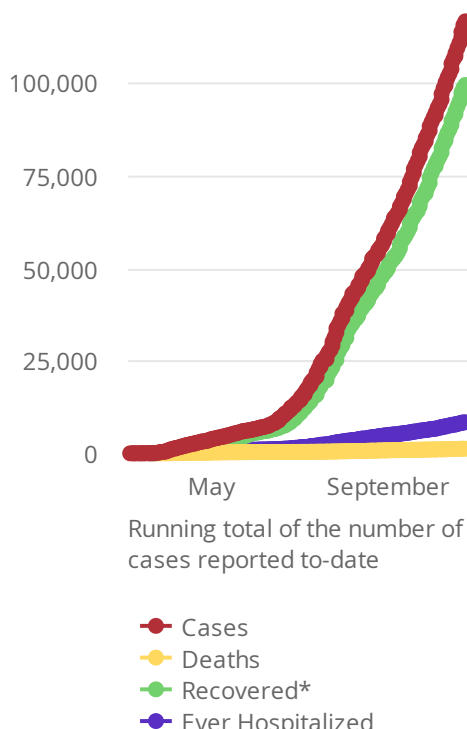
| | OK Cases | OK Deaths | OK Active | OK Rec... |
|-------------------|-----------------------|-----------------------|-----------------------|-----------|
| OK Summ... | 116,7... | 1,249 | 15,946 | 99,5... |
| Cases Updat... | | | | |
| 2020-10-25 | ↑ 1,05... | ↑ 4 _{DoD*} | ↑ 206 _{D...} | ↑ 84... |
| Source: OK G... | 0.9% _{Do...} | 0.3% _{Do...} | 1.3% _{Do...} | 0.9%... |

| | US Cases | US Deaths | US Active | US Reco... |
|-------------------|--------------------|-----------------------|-----------------------|------------|
| US Summ... | 8,575,... | 224,8... | 4,943,... | 3,40... |
| Cases Updat... | | | | |
| 2020-10-24 | ↑ 83,7... | ↑ 914 _{D...} | ↑ 51,5... | ↑ 31,... |
| Source: John... | 1% _{DoD*} | 0.4% _{Do...} | 1.1% _{Do...} | 0.9%... |

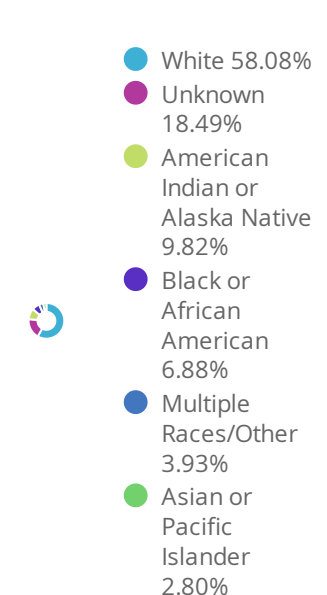
Oklahoma Case Status by ...



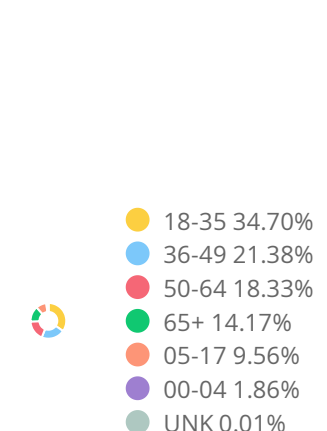
Oklahoma Cumulative Cas...



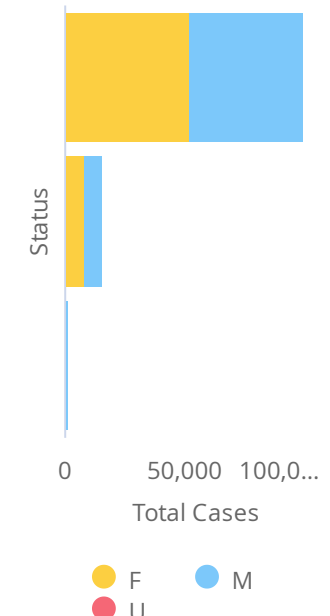
Oklahoma Total ...



Oklahoma Total ...



Oklahoma Total ...



[View Data by County](#)

[View Data by City](#)

[View Data by Zip](#)

[View Data for Cases](#)

[View Data for Deaths](#)

[View Data for Recoveries](#)

[Symptom Tracker](#)

[Personal Protective and Hospital Equipment](#)

[OSDH District Breakout](#)

[View Data by County and Duration Filters](#)

[View Data Downloads](#)

DoD* indicate the delta (↑ ↓) or rate of change (%) over the past 24 hours only.

**Data shown are preliminary and subject to change as additional information is obtained.

Race/Ethnicity containing missing data is bucketed into the unknown category.

*Recovered: currently not hospitalized or deceased and 14 days after onset/report. Recoveries calculated beginning on 4/6/2020.

Trend Line*** is a 7 day rolling average of the number of the cases by date of symptom onset or positive test result for asymptomatic cases.

A 7 day lag has been applied to the trend line based on information collected to-date for the week of 5/3 and 5/9 where within 7 days of onset date 90% of the cases had been reported.

**** The purpose of publishing aggregated statistical COVID-19 data through the OSDH Dashboard, the Executive Order Report, and the Weekly Epidemiology and Surveillance Report is to support the