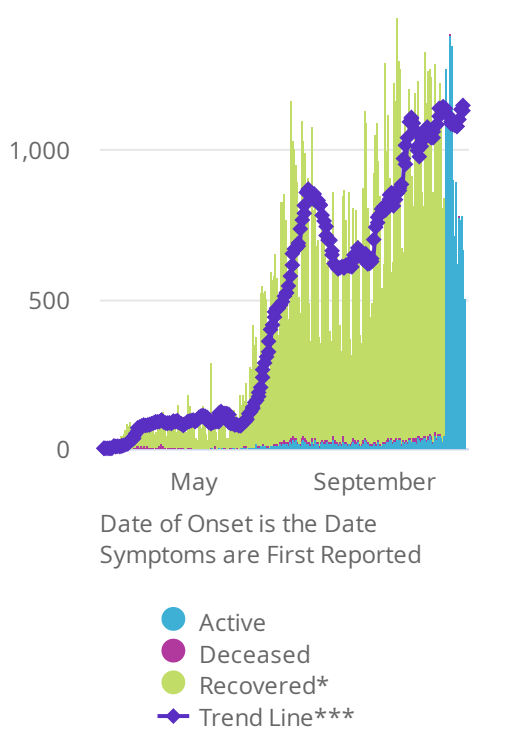


COVID-19 Cases - Main Page

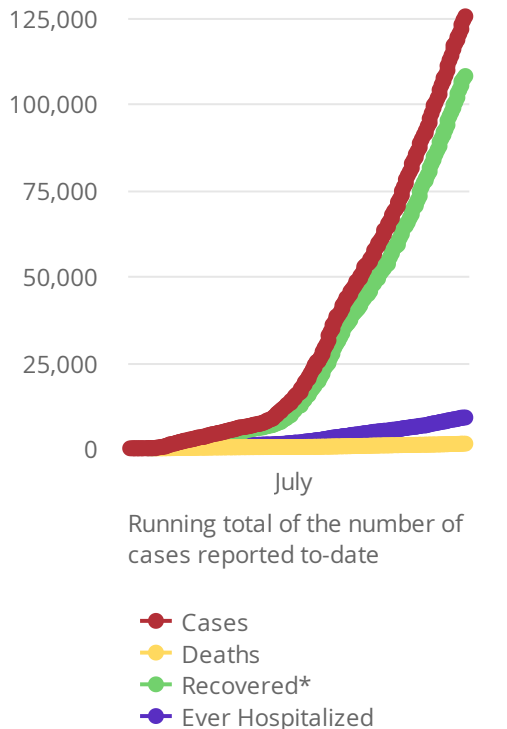
	OK Cases	OK Deaths	OK Active	OK Rec...
OK Summ...	125,1...	1,354	15,948	107,...
Cases Updat...				
2020-11-02	↑ 1,08...	↑ 9 DoD*	↑ 264 D...	↑ 81...
Source: OK G...	0.9% Do...	0.7% Do...	1.7% Do...	0.8%...

	US Cases	US Deaths	US Active	US Reco...
US Summ...	9,206,...	230,9...	5,345,...	3,63...
Cases Updat...				
2020-11-01	↑ 81,4...	↑ 447 D...	↑ 62,9...	↑ 18,...
Source: John...	0.9% Do...	0.2% Do...	1.2% Do...	0.5%...

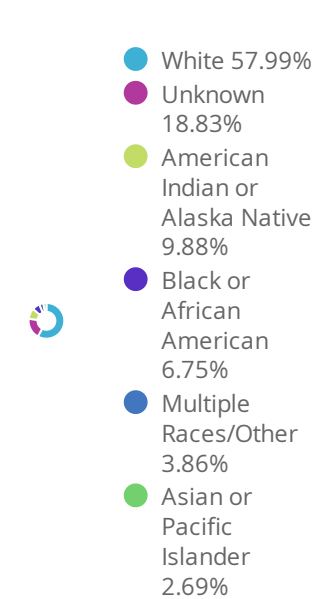
Oklahoma Case Status by ...



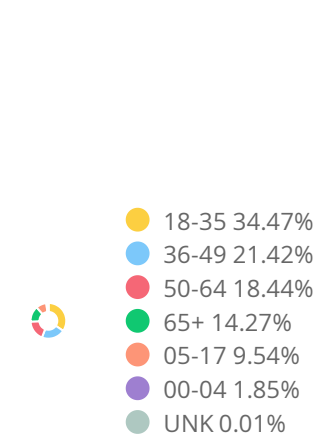
Oklahoma Cumulative Cas...



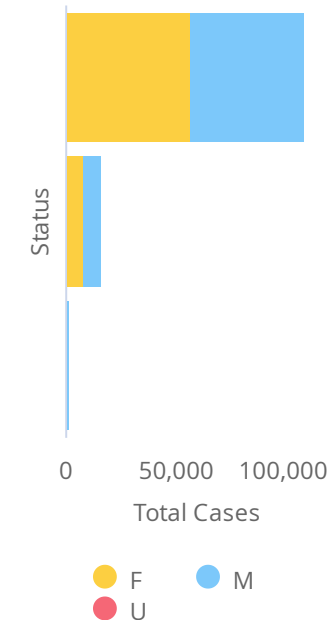
Oklahoma Total ...



Oklahoma Total ...



Oklahoma Total ...



[View Data by County](#)

[View Data by City](#)

[View Data by Zip](#)

[View Data for Cases](#)

[View Data for Deaths](#)

[View Data for Recoveries](#)

[Symptom Tracker](#)

[Personal Protective and Hospital Equipment](#)

[OSDH District Breakout](#)

[View Data by County and Duration Filters](#)

[View Data Downloads](#)

DoD* indicate the delta (↑ ↓) or rate of change (%) over the past 24 hours only.

**Data shown are preliminary and subject to change as additional information is obtained.

Race/Ethnicity containing missing data is bucketed into the unknown category.

*Recovered: currently not hospitalized or deceased and 14 days after onset/report. Recoveries calculated beginning on 4/6/2020.

Trend Line*** is a 7 day rolling average of the number of the cases by date of symptom onset or positive test result for asymptomatic cases.

A 7 day lag has been applied to the trend line based on information collected to-date for the week of 5/3 and 5/9 where within 7 days of onset date 90% of the cases had been reported.

**** The purpose of publishing aggregated statistical COVID-19 data through the OSDH Dashboard, the Executive Order Report, and the Weekly Epidemiology and Surveillance Report is to support the