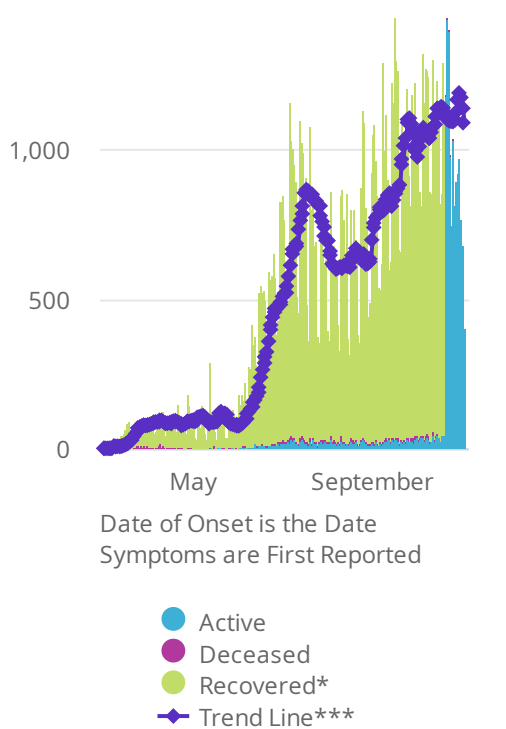


COVID-19 Cases - Main Page

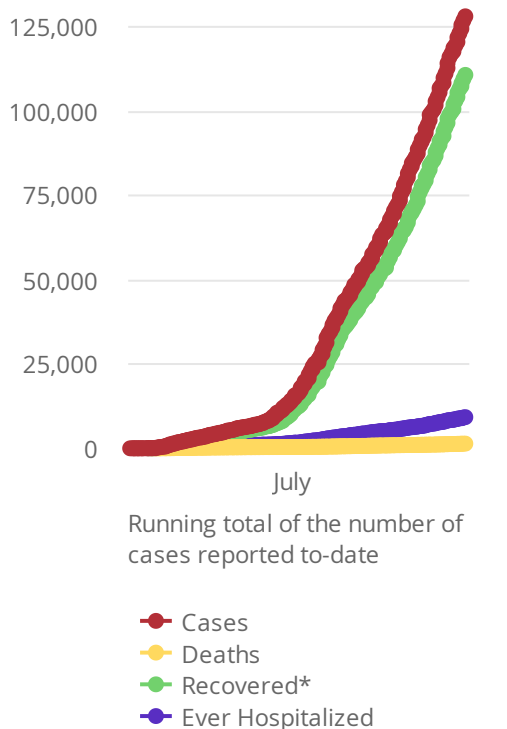
	OK Cases	OK Deaths	OK Active	OK Rec...
OK Summ...	127,7...	1,392	15,927	110,...
Cases Updat...				
2020-11-04	↑ 1,24...	↑ 17 DoD*	↑ 10 DoD*	↑ 1,2...
Source: OK G...	1% DoD*	1.2% Do...	0.1% Do...	1.1%...

	US Cases	US Deaths	US Active	US Reco...
US Summ...	9,382,...	232,6...	5,444,...	3,70...
Cases Updat...				
2020-11-03	↑ 91,5...	↑ 1,13...	↑ 60,2...	↑ 30,...
Source: John...	1% DoD*	0.5% Do...	1.1% Do...	0.8%...

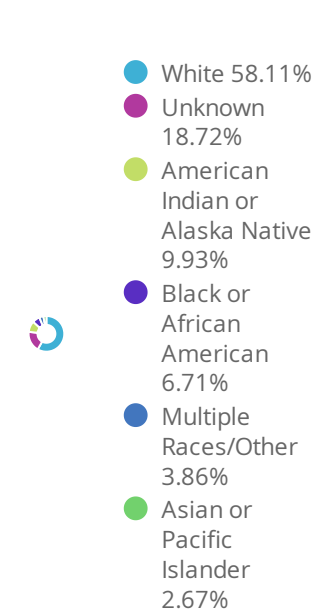
Oklahoma Case Status by ...



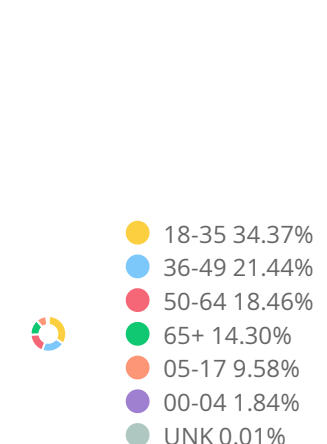
Oklahoma Cumulative Cas...



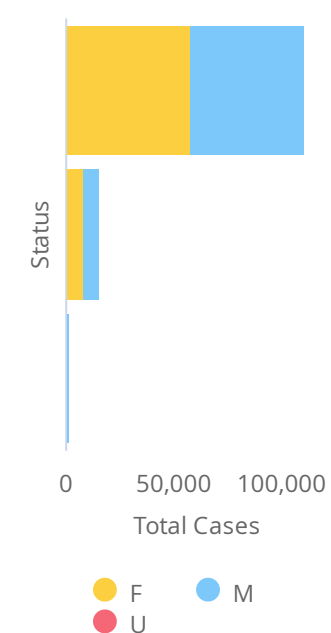
Oklahoma Total ...



Oklahoma Total ...



Oklahoma Total ...



[View Data by County](#)

[View Data by City](#)

[View Data by Zip](#)

[View Data for Cases](#)

[View Data for Deaths](#)

[View Data for Recoveries](#)

[Symptom Tracker](#)

[Personal Protective and Hospital Equipment](#)

[OSDH District Breakout](#)

[View Data by County and Duration Filters](#)

[View Data Downloads](#)

DoD* indicate the delta (↑ ↓) or rate of change (%) over the past 24 hours only.

**Data shown are preliminary and subject to change as additional information is obtained.

Race/Ethnicity containing missing data is bucketed into the unknown category.

*Recovered: currently not hospitalized or deceased and 14 days after onset/report. Recoveries calculated beginning on 4/6/2020.

Trend Line*** is a 7 day rolling average of the number of the cases by date of symptom onset or positive test result for asymptomatic cases.

A 7 day lag has been applied to the trend line based on information collected to-date for the week of 5/3 and 5/9 where within 7 days of onset date 90% of the cases had been reported.

**** The purpose of publishing aggregated statistical COVID-19 data through the OSDH Dashboard, the Executive Order Report, and the Weekly Epidemiology and Surveillance Report is to support the