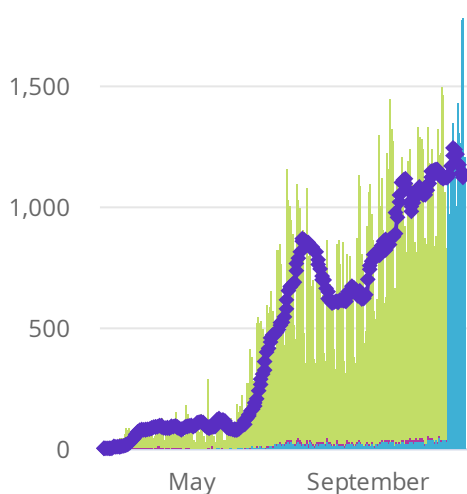


COVID-19 Cases - Main Page

	OK Cases	OK Deaths	OK Active	OK Rec...
OK Summ...	138,4...	1,444	20,129	116,...
Cases Updat...				
2020-11-08	↑ 2,19...	↑ 6 DoD*	↑ 339 D...	↑ 1,8...
Source: OK G...	1.6% Do...	0.4% Do...	1.7% Do...	1.6%...

	US Cases	US Deaths	US Active	US Reco...
US Summ...	9,968,...	237,5...	5,849,...	3,88...
Cases Updat...				
2020-11-08	↑ 107,...	↑ 457 D...	↑ 77,1...	↑ 30,...
Source: John...	1.1% Do...	0.2% Do...	1.3% Do...	0.8%...

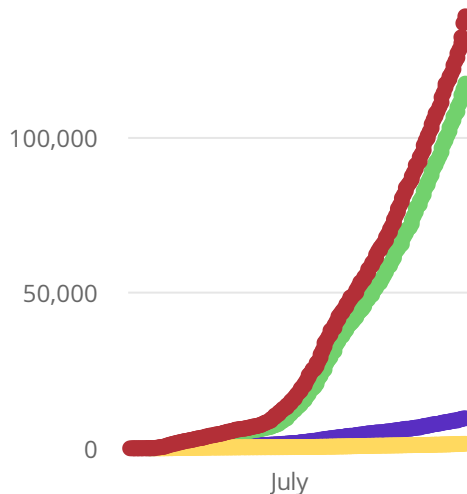
Oklahoma Case Status by ...



Date of Onset is the Date Symptoms are First Reported

- Active
- Deceased
- Recovered*
- Trend Line***

Oklahoma Cumulative Cas...



Running total of the number of cases reported to-date

- Cases
- Deaths
- Recovered*
- Ever Hospitalized

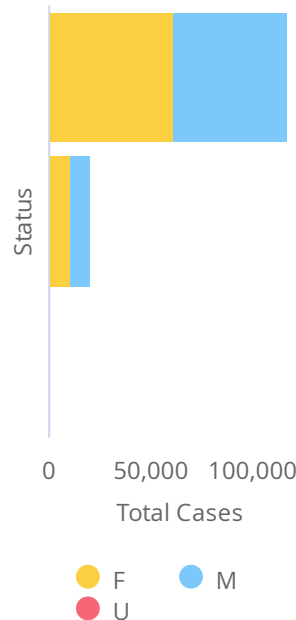
Oklahoma Total ...

- White 57.87%
- Unknown 19.30%
- American Indian or Alaska Native 9.88%
- Black or African American 6.61%
- Multiple Races/Other 3.77%
- Asian or Pacific Islander 2.56%

Oklahoma Total ...

- 18-35 34.12%
- 36-49 21.49%
- 50-64 18.50%
- 65+ 14.21%
- 05-17 9.83%
- 00-04 1.85%
- UNK 0.01%

Oklahoma Total ...



[View Data by County](#)

[View Data by City](#)

[View Data by Zip](#)

[View Data for Cases](#)

[View Data for Deaths](#)

[View Data for Recoveries](#)

[Symptom Tracker](#)

[Personal Protective and Hospital Equipment](#)

[OSDH District Breakout](#)

[View Data by County and Duration Filters](#)

[View Data Downloads](#)

DoD* indicate the delta (↑ ↓) or rate of change (%) over the past 24 hours only.

**Data shown are preliminary and subject to change as additional information is obtained.

Race/Ethnicity containing missing data is bucketed into the unknown category.

*Recovered: currently not hospitalized or deceased and 14 days after onset/report. Recoveries calculated beginning on 4/6/2020.

Trend Line*** is a 7 day rolling average of the number of the cases by date of symptom onset or positive test result for asymptomatic cases.

A 7 day lag has been applied to the trend line based on information collected to-date for the week of 5/3 and 5/9 where within 7 days of onset date 90% of the cases had been reported.

**** The purpose of publishing aggregated statistical COVID-19 data through the OSDH Dashboard, the Executive Order Report, and the Weekly Epidemiology and Surveillance Report is to support the