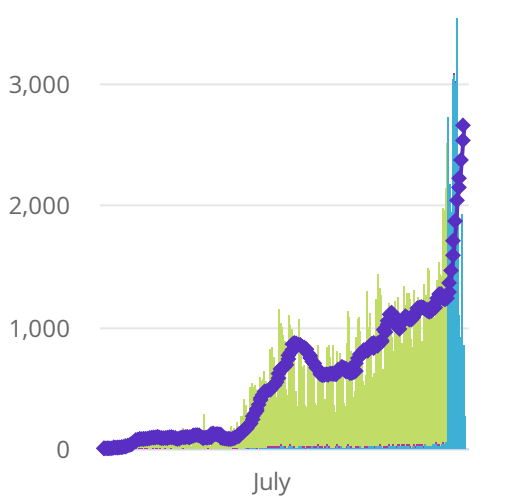


COVID-19 Cases - Main Page

	OK Cases	OK Deaths	OK Active	OK Rec...
OK Summ...	167,2...	1,603	30,724	134,...
Cases Updat...				
2020-11-20	↑ 2,92...	↑ 15 DoD*	↑ 240 D...	↑ 2,6...
Source: OK G...	1.8% Do...	0.9% Do...	0.8% Do...	2% Do...

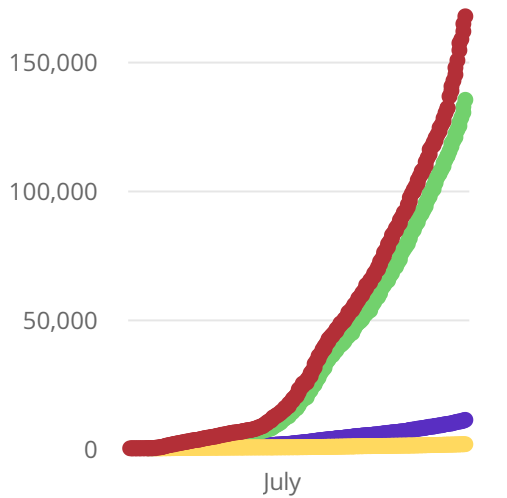
	US Cases	US Deaths	US Active	US Reco...
US Summ...	11,71...	252,5...	7,052,...	4,41...
Cases Updat...				
2020-11-19	↑ 187,...	↑ 2,01...	↑ 125,...	↑ 59,...
Source: John...	1.6% Do...	0.8% Do...	1.8% Do...	1.4%...

Oklahoma Case Status by ...



- Active
- Deceased
- Recovered*
- Trend Line***

Oklahoma Cumulative Cas...



- Cases
- Deaths
- Recovered
- Ever Hospitalized

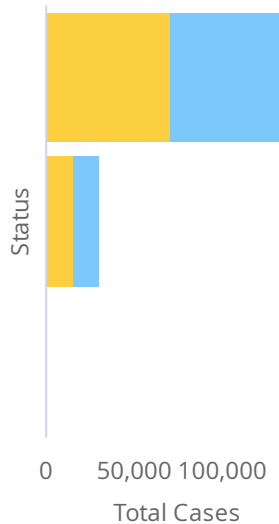
Oklahoma Total ...

- White 57.53%
- Unknown 20.32%
- American Indian or Alaska Native 9.79%
- Black or African American 6.37%
- Multiple Races/Other 3.69%
- Asian or Pacific Islander 2.31%

Oklahoma Total ...

- 18-35 33.45%
- 36-49 21.70%
- 50-64 18.63%
- 65+ 14.23%
- 05-17 10.16%
- 00-04 1.81%
- UNK 0.01%

Oklahoma Total ...



- F
- M
- U

[View Data by County](#)

[View Data by City](#)

[View Data by Zip](#)

[View Data for Cases](#)

[View Data for Deaths](#)

[View Data for Recoveries](#)

[Symptom Tracker](#)

[Personal Protective and Hospital Equipment](#)

[OSDH District Breakout](#)

[View Data by County and Duration Filters](#)

[View Data Downloads](#)

DoD* indicate the delta (↑ ↓) or rate of change (%) over the past 24 hours only.

**Data shown are preliminary and subject to change as additional information is obtained.

Race/Ethnicity containing missing data is bucketed into the unknown category.

*Recovered: currently not hospitalized or deceased and 14 days after onset/report. Recoveries calculated beginning on 4/6/2020.

Trend Line*** is a 7 day rolling average of the number of the cases by date of symptom onset or positive test result for asymptomatic cases. A 7 day lag has been applied to the trend line based on information collected to-date for the week of 5/3 and 5/9 where within 7 days of onset date 90% of the cases had been reported.

**** The purpose of publishing aggregated statistical COVID-19 data through the OSDH Dashboard, the Executive Order Report, and the Weekly Epidemiology and Surveillance Report is to support the