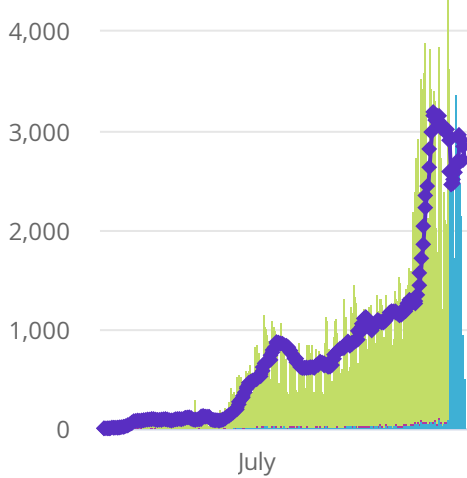


	OK Cases	OK Deaths	OK Active	OK Recove...
OK Sum...	245,2...	2,128	32,194	210,9...
Cases Up...				
2020-12-16	↑ 3,23...	↑ 42 DoD*	↓ -815...	↑ 4,01...
Source: O...	1.3% Do...	2% DoD*	-2.5% D...	1.9% Do...

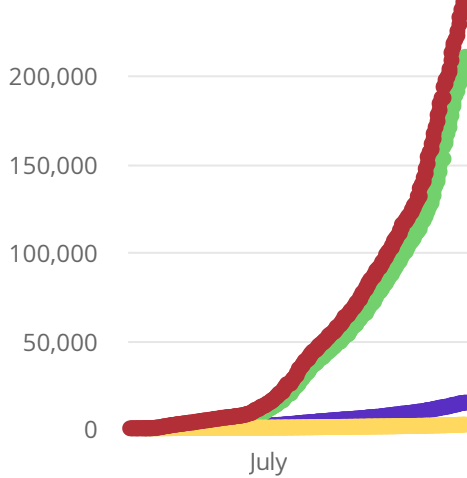
	US Cases	US Deaths	US Active	US Recove...
US Sum...	16,71...	303,7...	16,41...	0
Cases Up...				
2020-12-15	↑ 198,...	↑ 3,01...	↑ 6,59...	↓ -6,39...
Source: Jo...	1.2% Do...	1% DoD*	67.2% ...	-100% ...

Oklahoma Case Status by ...



- Active
- Deceased
- Recovered*
- Trend Line***

Oklahoma Cumulative Cas...



- Cases
- Deaths
- Recovered
- Ever Hospitalized

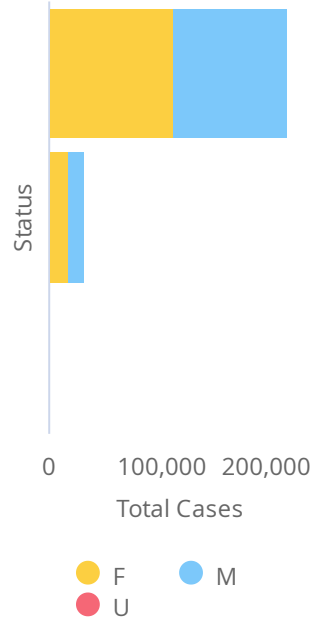
Oklahoma Total ...

- White 57.05%
- Unknown 22.08%
- American Indian or Alaska Native 9.52%
- Black or African American 5.86%
- Multiple Races/Other 3.48%
- Asian or Pacific Islander 2.01%

Oklahoma Total ...

- 18-35 32.35%
- 36-49 21.77%
- 50-64 19.08%
- 65+ 14.43%
- 05-17 10.52%
- 00-04 1.84%
- UNK 0.01%

Oklahoma Total ...



[View Data by County](#)

[View Data by City](#)

[View Data by Zip](#)

[View Data for Cases](#)

[View Data for Deaths](#)

[View Data for Recoveries](#)

[Symptom Tracker](#)

[Personal Protective and Hospital Equipment](#)

[Testing Sites](#)

[OSDH District Breakout](#)

[View Data by County and Duration Filters](#)

[View Data Downloads](#)

DoD* indicate the delta (↑ ↓) or rate of change (%) over the past 24 hours only.

**Data shown are preliminary and subject to change as additional information is obtained.

Race/Ethnicity containing missing data is bucketed into the unknown category.

*Recovered: currently not hospitalized or deceased and 14 days after onset/report. Recoveries calculated beginning on 4/6/2020.

Trend Line*** is a 7 day rolling average of the number of the cases by date of symptom onset or positive test result for asymptomatic cases.

A 7 day lag has been applied to the trend line based on information collected to-date for the week of 5/3 and 5/9 where within 7 days of onset date 90% of the cases had been reported.