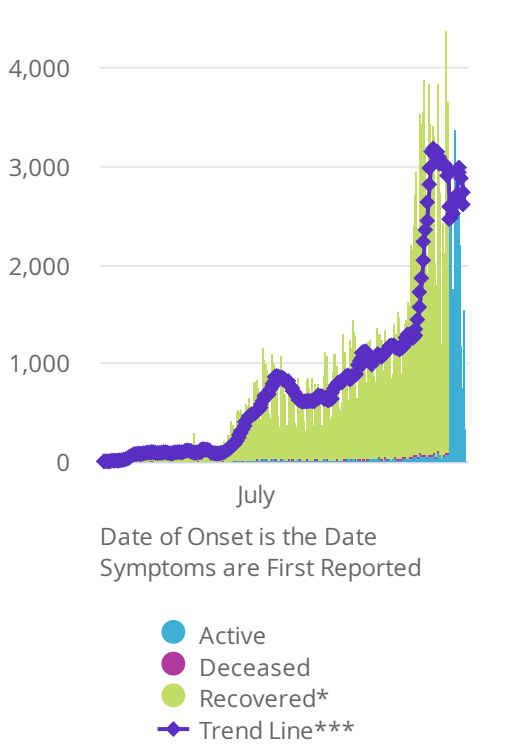


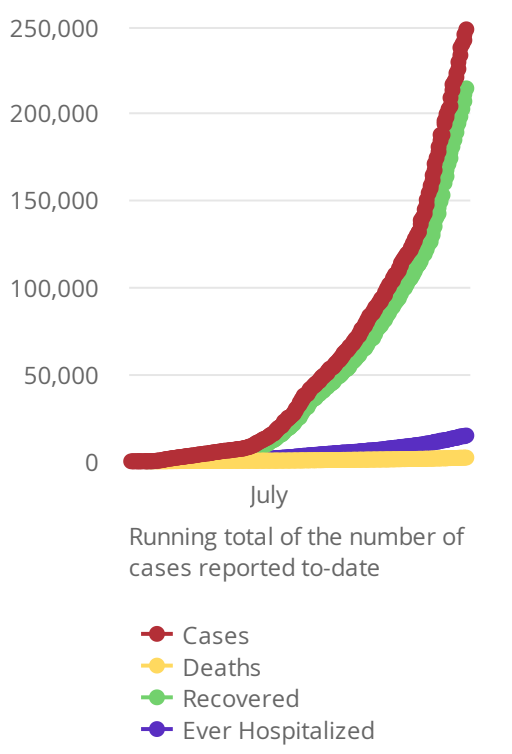
	OK Cases	OK Deaths	OK Active	OK Recove...
OK Sum...	248,2...	2,144	31,770	214,2...
Cases Up...				
2020-12-17	↑ 2,97...	↑ 16 DoD*	↓ -424...	↑ 3,38...
Source: O...	1.2% Do...	0.8% Do...	-1.3% D...	1.6% Do...

	US Cases	US Deaths	US Active	US Recove...
US Sum...	16,96...	307,4...	16,65...	0
Cases Up...				
2020-12-16	↑ 247,...	↑ 3,65...	↑ 243,...	--0 DoD*
Source: Jo...	1.5% Do...	1.2% Do...	1.5% Do...	0% DoD*

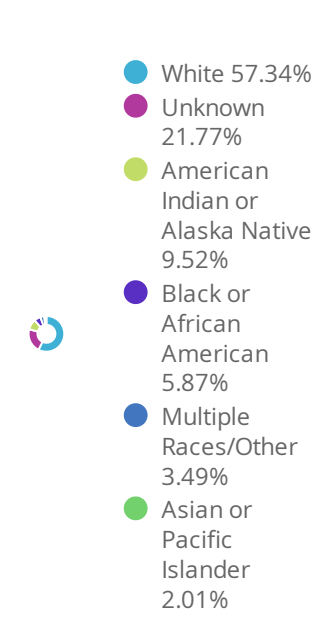
Oklahoma Case Status by ...



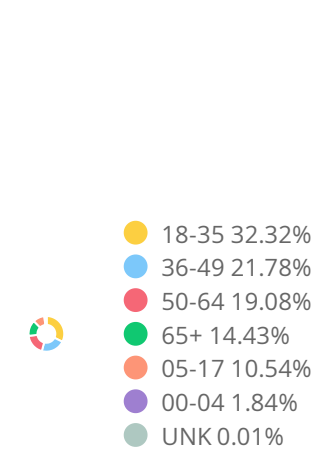
Oklahoma Cumulative Cas...



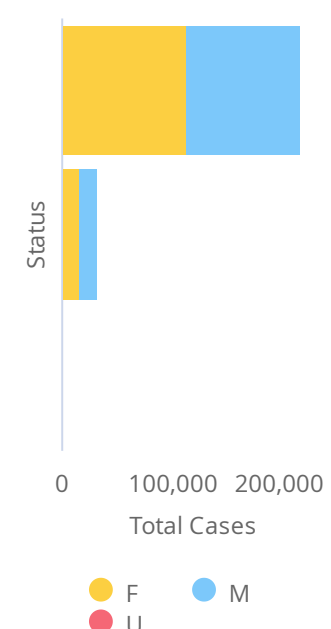
Oklahoma Total ...



Oklahoma Total ...



Oklahoma Total ...



[View Data by County](#)

[View Data by City](#)

[View Data by Zip](#)

[View Data for Cases](#)

[View Data for Deaths](#)

[View Data for Recoveries](#)

[Symptom Tracker](#)

[Personal Protective and Hospital Equipment](#)

[Testing Sites](#)

[OSDH District Breakout](#)

[View Data by County and Duration Filters](#)

[View Data Downloads](#)

DoD* indicate the delta (↑ ↓) or rate of change (%) over the past 24 hours only.

**Data shown are preliminary and subject to change as additional information is obtained.

Race/Ethnicity containing missing data is bucketed into the unknown category.

*Recovered: currently not hospitalized or deceased and 14 days after onset/report. Recoveries calculated beginning on 4/6/2020.

Trend Line*** is a 7 day rolling average of the number of the cases by date of symptom onset or positive test result for asymptomatic cases. A 7 day lag has been applied to the trend line based on information collected to-date for the week of 5/3 and 5/9 where within 7 days of onset date 90% of the cases had been reported.