

OK Case Summary

Source: Oklahoma Government

Case Updated As Of: 2020-12-30

OK Cases	OK Deaths	OK Active	OK Recovered
287,030	2,453	32,363	252,214
↑ 3,249 DoD	↑ 48 DoD*	↓ -265 DoD*	↑ 3,466 DoD
1.1% DoD*	2% DoD*	-0.8% DoD*	1.4% DoD*

OK Immunization Summary

Source: Oklahoma Government

Immunization Updated As Of: 2020-12-26

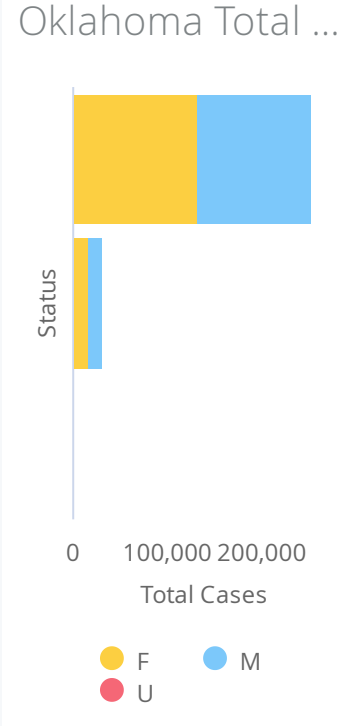
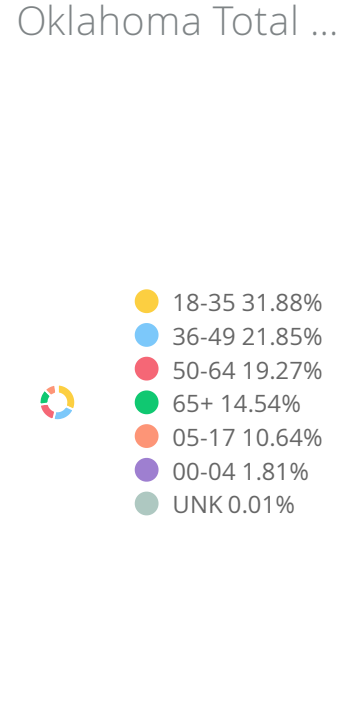
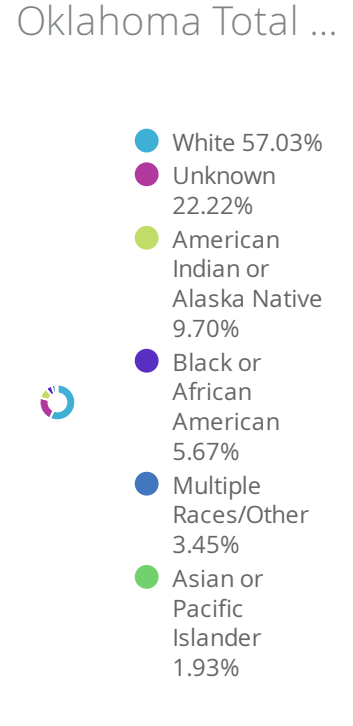
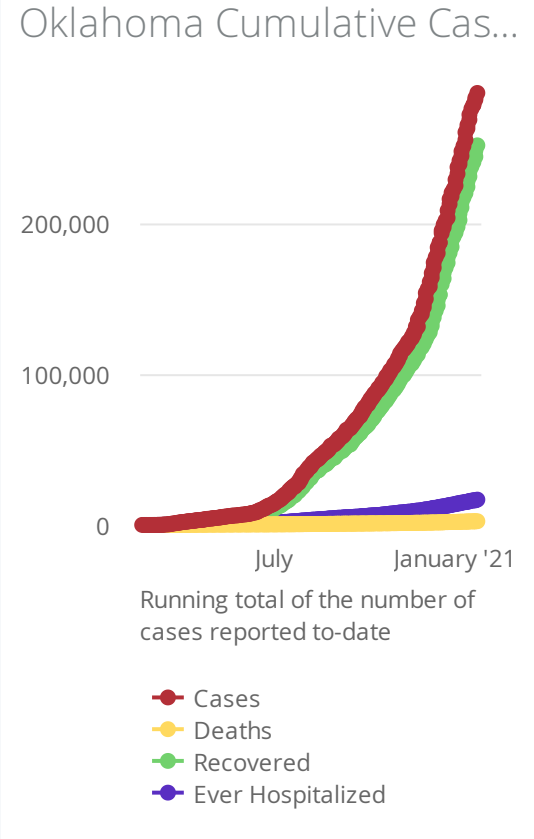
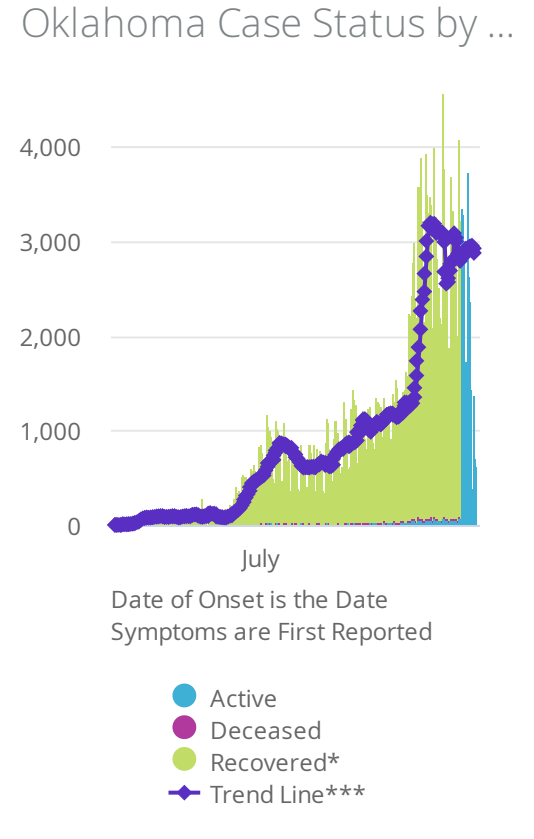
29,725 Doses Administered	122,750 Doses Received
▲ 27472 WoW*	▲ 89600 WoW*

US Summary

Source: Johns Hopkins

Case Updated As Of: 2020-12-29

US Cases 19,510,836 ↑ 209,293 DoD* 1.1% DoD*	US Deaths 338,561 ↑ 3,725 DoD* 1.1% DoD*
--	--



- [View Data by County](#)
- [View Data for Cases](#)
- [Symptom Tracker](#)
- [OSDH District Breakout](#)
- [View Data by City](#)
- [View Data for Deaths](#)
- [Personal Protective and Hospital Equipment](#)
- [View Data by County and Duration Filters](#)
- [View Data by Zip](#)
- [View Data for Recoveries](#)
- [Testing Sites](#)
- [View Data Downloads](#)

DoD* indicate the delta (↑ ↓) or rate of change (%) over the past 24 hours only.

WoW* indicate the delta (↑ ↓) over the past one week only.

**Data shown are preliminary and subject to change as additional information is obtained.

Race/Ethnicity containing missing data is bucketed into the unknown category.

*Recovered: currently not hospitalized or deceased and 14 days after onset/report. Recoveries calculated beginning on 4/6/2020.

Trend Line*** is a 7 day rolling average of the number of the cases by date of symptom onset or positive test result for asymptomatic cases. A 7 day lag has been applied to the trend line based on information collected to-date for the week of 5/3 and 5/9 where within 7 days of onset date 90% of the cases had been reported.

**** The purpose of publishing aggregated statistical COVID-19 data through the OSDH Dashboard, the Executive Order Report, and the Weekly Epidemiology and Surveillance Report is to support the needs of the general public in receiving important and necessary information regarding the state of the health and safety of the citizens of Oklahoma. These resources may be used only for statistical purposes and may not be used in any way that would determine the identity of any reported cases.

"Doses Administered" include all doses administered and reported in OSIS through 11:59PM 12/23/2020