

OK Case Summary

Source: Oklahoma Government

Case Updated As Of: 2021-01-22

OK Cases	OK Deaths	OK Active	OK Recovered
365,992	3,187	32,327	330,478
↑ 2,946 DoD	↑ 47 DoD*	↓ -444 DoD*	↑ 3,343 DoD
0.8% DoD*	1.5% DoD*	-1.4% DoD*	1% DoD*

OK Immunization Summary

Source: Oklahoma Government

Immunization Updated As Of: 2021-01-22

242,329 Prime Doses Giv...	35,822 Completed Series	278,151 Total Doses A...
▲ 72918 WoW*		▲ 80331 WoW*

315,875
Prime Doses Allocated

174,900
Boost Doses Alloca...

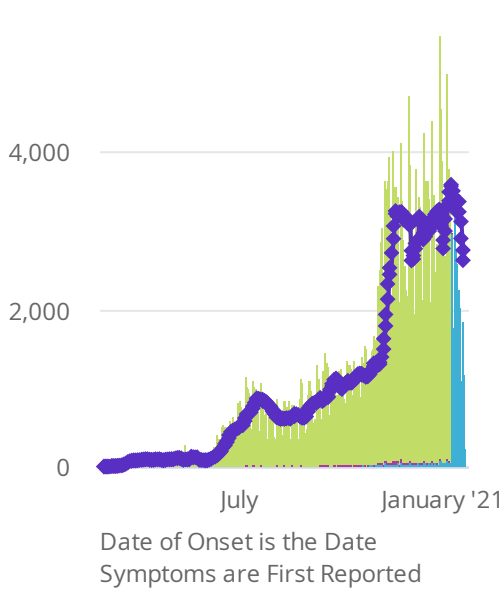
US Summary

Source: Johns Hopkins

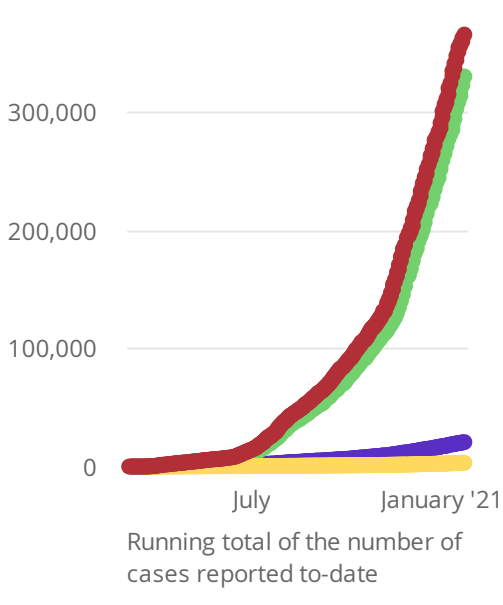
Case Updated As Of: 2021-01-21

US Cases 24,627,675 ↑ 188,952 DoD* 0.8% DoD*	US Deaths 410,102 ↑ 3,955 DoD* 1% DoD*
--	--

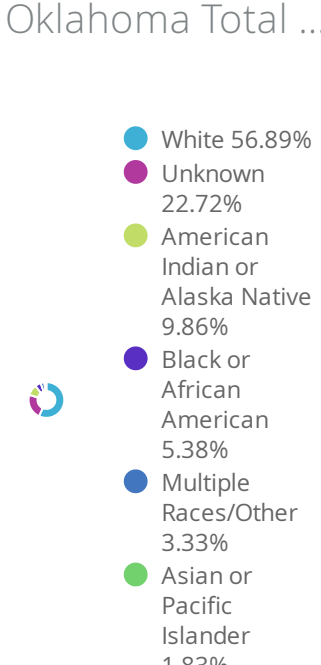
Oklahoma Case Status by ...



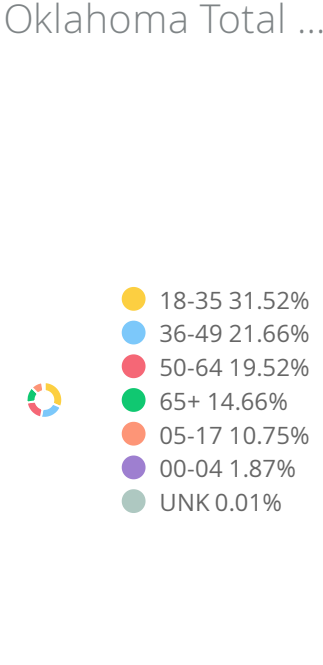
Oklahoma Cumulative Cas...



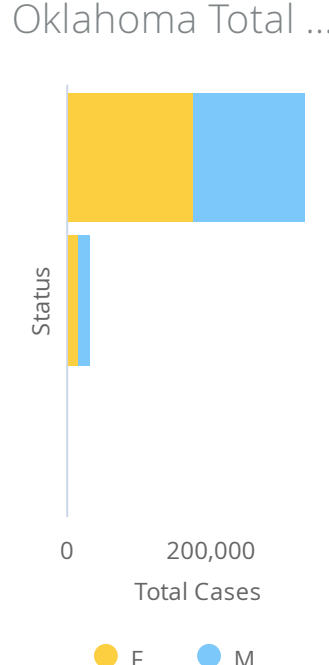
Oklahoma Total ...



Oklahoma Total ...



Oklahoma Total ...



[View Data by County](#)

[View Data by City](#)

[View Data by Zip](#)

[View Data for Cases](#)

[View Data for Deaths](#)

[View Data for Recoveries](#)

[Symptom Tracker](#)

[Personal Protective and Hospital Equipment](#)

[Testing Sites](#)

[OSDH District Breakout](#)

[View Data by County and Duration Filters](#)

[View Data Downloads](#)

DoD* indicate the delta (↑ ↓) or rate of change (%) over the past 24 hours only.

WoW* indicate the delta (↑ ↓) over the past one week only.

**Data shown are preliminary and subject to change as additional information is obtained.

Race/Ethnicity containing missing data is bucketed into the unknown category.

*Recovered: currently not hospitalized or deceased and 14 days after onset/report. Recoveries calculated beginning on 4/6/2020.

Trend Line*** is a 7 day rolling average of the number of the cases by date of symptom onset or positive test result for asymptomatic cases.

A 7 day lag has been applied to the trend line based on information collected to-date for the week of 5/3 and 5/9 where within 7 days of onset date 90% of the cases had been reported.

**** The purpose of publishing aggregated statistical COVID-19 data through the OSDH Dashboard, the Executive Order Report, and the Weekly Epidemiology and Surveillance Report is to support the needs of the general public in receiving important and necessary information regarding the state of the health and safety of the citizens of Oklahoma. These resources may be used only for statistical purposes and may not be used in any way that would determine the identity of any reported cases.

"Doses Administered" include all doses administered and reported in OSIS through 11:59PM 01/13/2021