

OK Case Summary

Source: Oklahoma Government

Case Updated As Of: 2021-02-06

OK Cases	OK Deaths	OK Active	OK Recovered
401,780	3,761	26,283	371,736
↑ 2,053 DoD	↑ 51 DoD*	↓ -456 DoD*	↑ 2,458 DoD
0.5% DoD*	1.4% DoD*	-1.7% DoD*	0.7% DoD*

OK Immunization Summary

Source: Oklahoma Government

Immunization Updated As Of: 2021-02-05

383,225 Prime Doses Given	110,860 Completed Series	494,085 Total Doses Administered
▲ 68191 WoW*		▲ 120806 WoW*

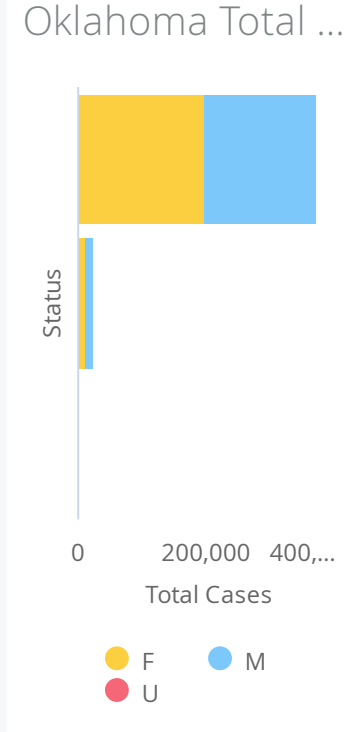
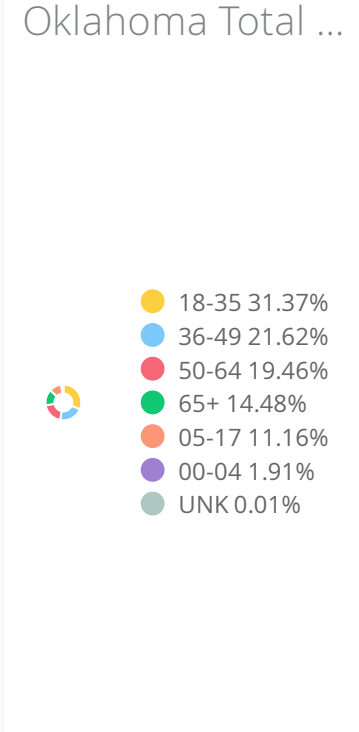
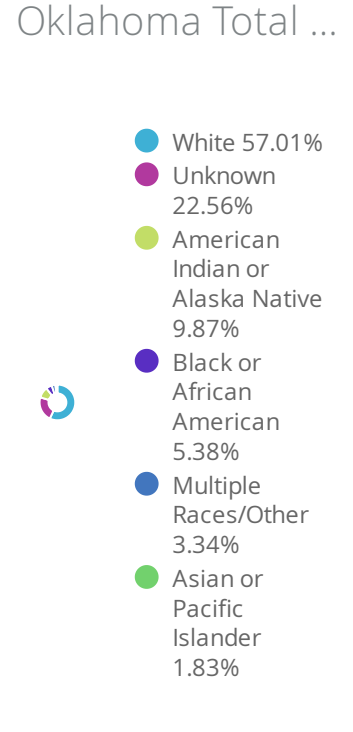
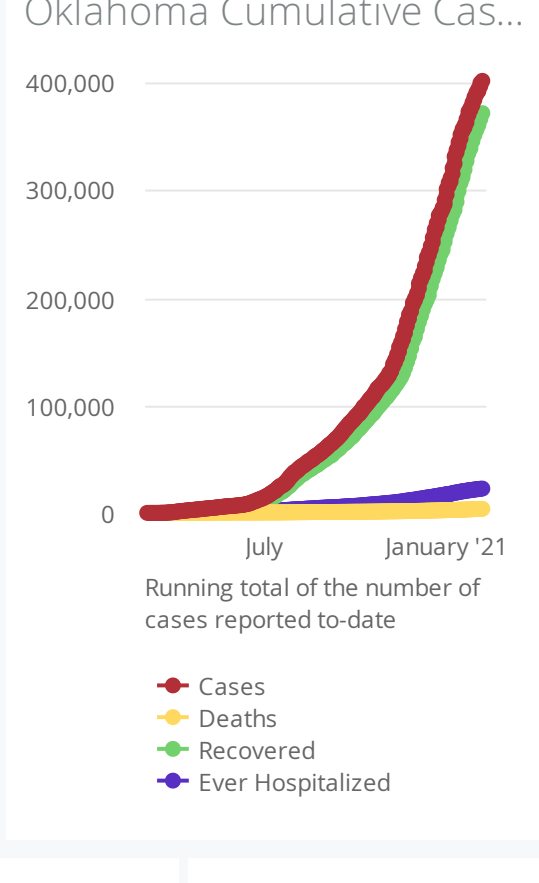
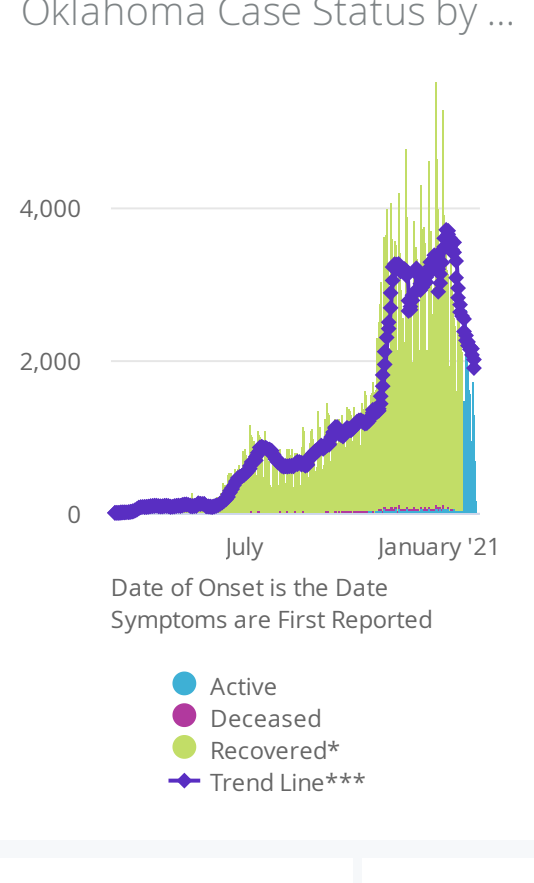
371,975 Prime Doses Allocated	243,125 Boost Doses Allocated
----------------------------------	----------------------------------

US Summary

Source: Johns Hopkins

Case Updated As Of: 2021-02-05

US Cases 26,813,772 ↑ 133,558 DoD* 0.5% DoD*	US Deaths 459,555 ↑ 3,674 DoD* 0.8% DoD*
--	--



- [View Data by County](#)
- [View Data by City](#)
- [View Data by Zip](#)
- [View Data for Cases](#)
- [View Data for Deaths](#)
- [View Data for Recoveries](#)
- [Symptom Tracker](#)
- [Personal Protective and Hospital Equipment](#)
- [Testing Sites](#)
- [OSDH District Breakout](#)
- [View Data by County and Duration Filters](#)
- [View Data Downloads](#)

DoD* indicate the delta (↑ ↓) or rate of change (%) over the past 24 hours only.

WoW* indicate the delta (↑ ↓) over the past one week only.

**Data shown are preliminary and subject to change as additional information is obtained.

Race/Ethnicity containing missing data is bucketed into the unknown category.

*Recovered: currently not hospitalized or deceased and 14 days after onset/report. Recoveries calculated beginning on 4/6/2020.

Trend Line*** is a 7 day rolling average of the number of the cases by date of symptom onset or positive test result for asymptomatic cases. A 7 day lag has been applied to the trend line based on information collected to-date for the week of 5/3 and 5/9 where within 7 days of onset date 90% of the cases had been reported.

**** The purpose of publishing aggregated statistical COVID-19 data through the OSDH Dashboard, the Executive Order Report, and the Weekly Epidemiology and Surveillance Report is to support the needs of the general public in receiving important and necessary information regarding the state of the health and safety of the citizens of Oklahoma. These resources may be used only for statistical purposes and may not be used in any way that would determine the identity of any reported cases.

"Doses Administered" include all doses administered and reported in OSIS through 11:59PM 02/03/2021.

Allocation amount does not include 97,500 doses that have been allocated to Walgreens and CVS Pharmacies