

OK Case Summary

Source: Oklahoma Government
Case Updated As Of: 2021-02-15

OK Cases 414,272 ↑ 730 DoD 0.2% DoD	OK Deaths 4,041 ↑ 17 DoD* 0.4% Do	OK Active 21,196 ↓ -485 -2.2% Do	OK Recover 389,03 ↑ 1,198 0.3% Do
---	---	--	---

OK Immunization Summary

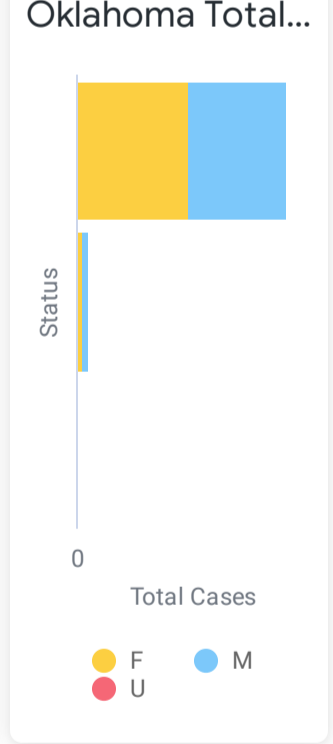
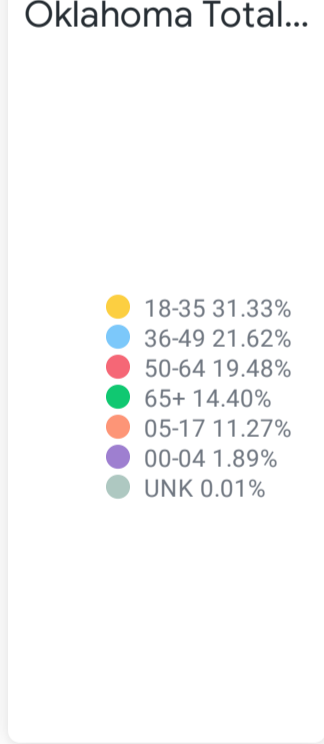
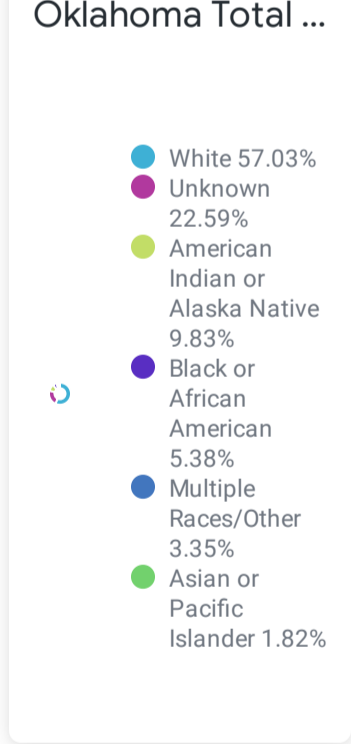
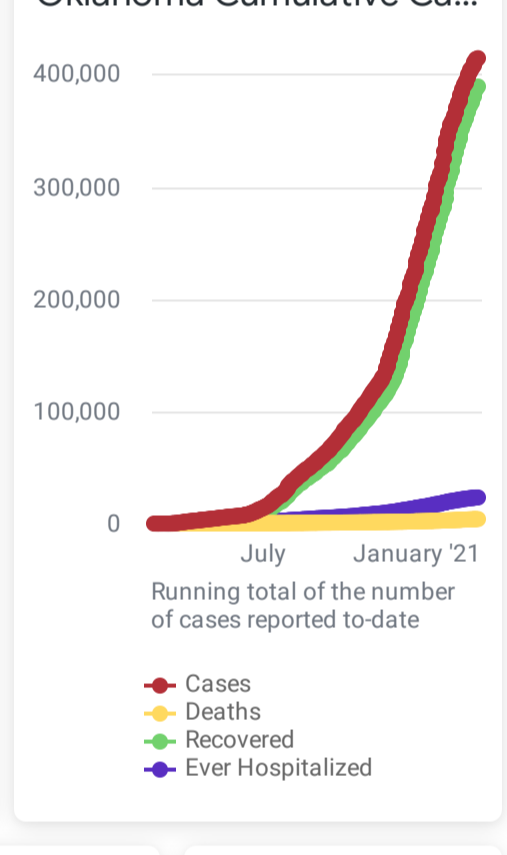
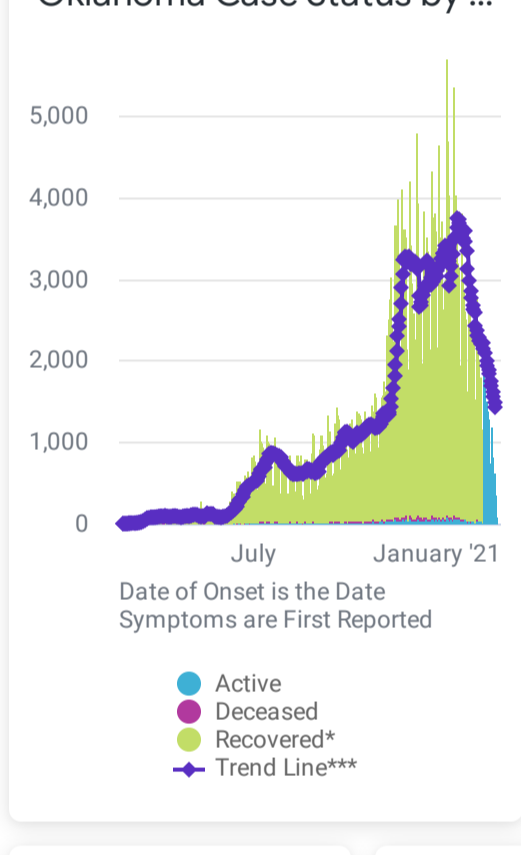
Source: Oklahoma Government
Immunization Updated As Of: 2021-02-12

447,323 Prime Doses Given ▲ 64098 WoW*	173,423 Completed Series	620,746 Total Doses Ad... ▲ 126661 WoW*
430,750 Prime Doses Allocated	291,500 Boost Doses Allocated	

US Summary

Source: Johns Hopkins
Case Updated As Of: 2021-02-14

US Cases 27,640,282 ↑ 64,938 DoD* 0.2% DoD*	US Deaths 485,336 ↑ 1,088 DoD* 0.2% DoD*
---	--



- View Data by County
- View Data by City
- View Data by Zip
- View Data for Cases
- View Data for Deaths
- View Data for Recoveries
- Symptom Tracker
- Personal Protective and Hospital Equipment
- Testing Sites

DoD* indicate the delta (↑↓) or rate of change (%) over the past 24 hours only.

WoW* indicate the delta (↑↓) over the past one week only.

**Data shown are preliminary and subject to change as additional information is obtained.

Race/Ethnicity containing missing data is bucketed into the unknown category.

*Recovered: currently not hospitalized or deceased and 14 days after onset/report. Recoveries calculated beginning on 4/6/2020.

Trend Line*** is a 7 day rolling average of the number of the cases by date of symptom onset or positive test result for asymptomatic cases. A 7 day lag has been applied to the trend line based on information collected to-date for the week of 5/3 and 5/9 where within 7 days of onset date 90% of the cases had been reported.

**** The purpose of publishing aggregated statistical COVID-19 data through the OSDH Dashboard, the Executive Order Report, and the Weekly Epidemiology and Surveillance Report is to support the needs of the general public in receiving important and necessary information regarding the state of the health and safety of the citizens of Oklahoma. These resources may be used only for statistical purposes and may not be used in any way that would determine the identity of any reported cases.

"Doses Administered" include all doses administered and reported in OSIS through 11:59PM 02/10/2021.

Allocation amount does not include 97,500 doses that have been allocated to Walgreens and CVS Pharmacies