

OK Case Summary

Source: Oklahoma Government
Case Updated As Of: 2021-02-22

OK Cases 419,853 ↑ 499 DoD 0.1% DoD*	OK Deaths 4,203 ↑ 22 DoD* 0.5% Do	OK Active 15,053 ↓ -303 I -2% DoD*	OK Recover 400,59 ↑ 780 Dc 0.2% Do
--	---	--	--

OK Immunization Summary

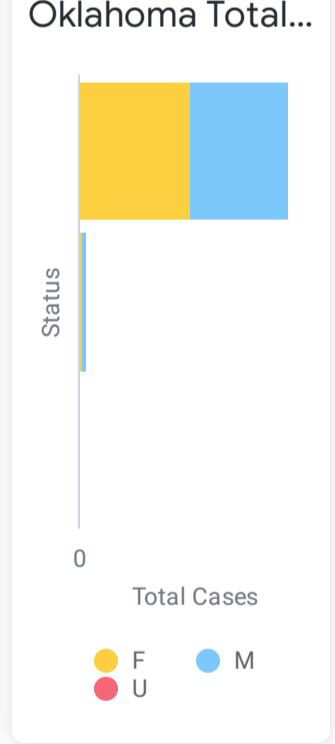
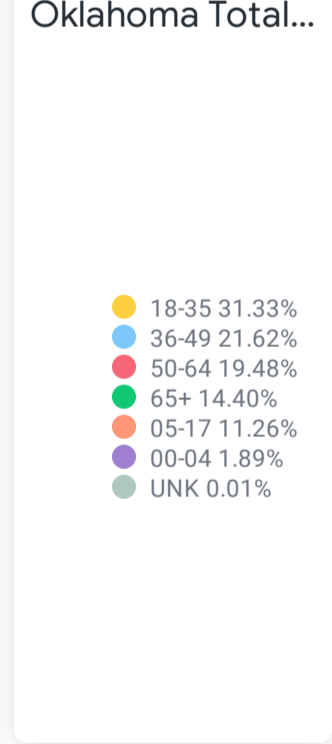
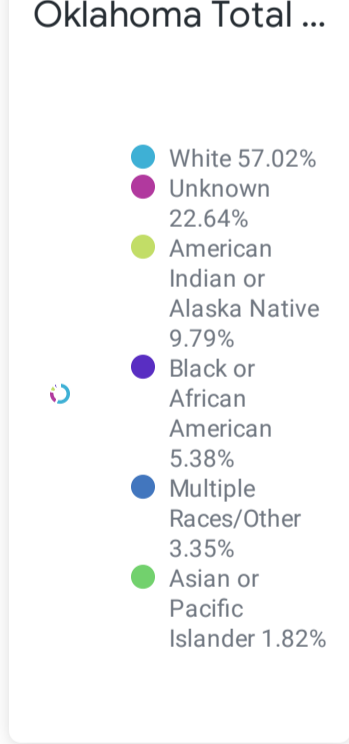
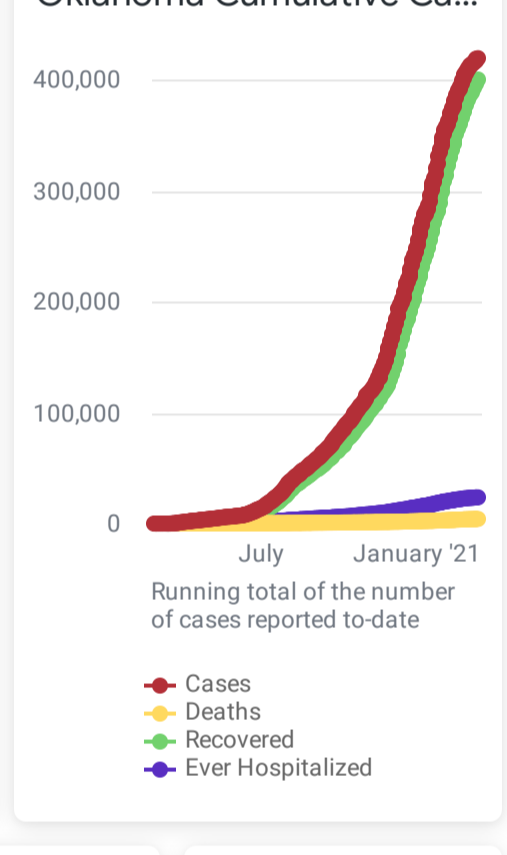
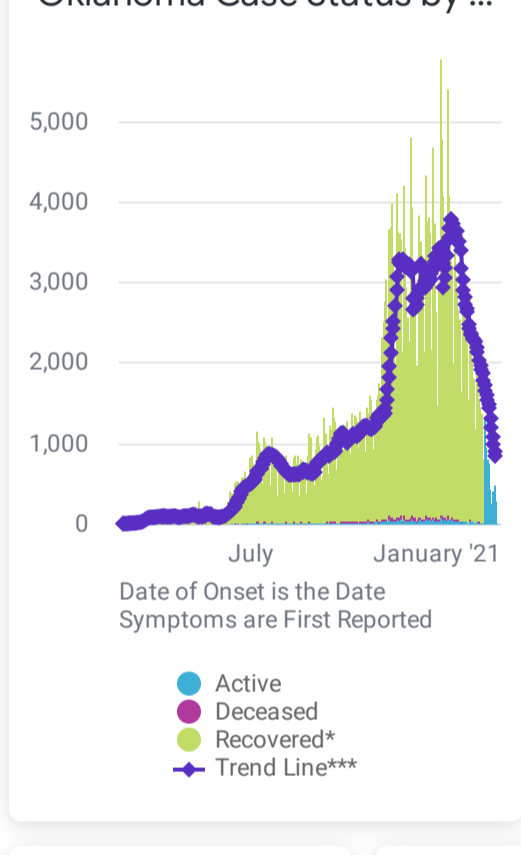
Source: Oklahoma Government
Immunization Updated As Of: 2021-02-19

477,397 Prime Doses Given ▲ 30074 WoW*	204,069 Completed Series	681,466 Total Doses Ad... ▲ 60720 WoW*
492,625 Prime Doses Allocated	400,925 Boost Doses Allocated	

US Summary

Source: Johns Hopkins
Case Updated As Of: 2021-02-21

US Cases 28,134,115 ↑ 56,495 DoD* 0.2% DoD*	US Deaths 498,897 ↑ 1,249 DoD* 0.3% DoD*
---	--



View Data by County	View Data by City	View Data by Zip
View Data for Cases	View Data for Deaths	View Data for Recoveries
Symptom Tracker	Personal Protective and Hospital Equipment	Testing Sites

DoD* indicate the delta (↑↓) or rate of change (%) over the past 24 hours only.

WoW* indicate the delta (↑↓) over the past one week only.

**Data shown are preliminary and subject to change as additional information is obtained.

Race/Ethnicity containing missing data is bucketed into the unknown category.

*Recovered: currently not hospitalized or deceased and 14 days after onset/report. Recoveries calculated beginning on 4/6/2020.

Trend Line*** is a 7 day rolling average of the number of the cases by date of symptom onset or positive test result for asymptomatic cases. A 7 day lag has been applied to the trend line based on information collected to-date for the week of 5/3 and 5/9 where within 7 days of onset date 90% of the cases had been reported.

**** The purpose of publishing aggregated statistical COVID-19 data through the OSDH Dashboard, the Executive Order Report, and the Weekly Epidemiology and Surveillance Report is to support the needs of the general public in receiving important and necessary information regarding the state of the health and safety of the citizens of Oklahoma. These resources may be used only for statistical purposes and may not be used in any way that would determine the identity of any reported cases.

"Doses Administered" include all doses administered and reported in OSIS through 11:59PM 02/17/2021.

Allocation amount does not include 97,500 doses that have been allocated to Walgreens and CVS Pharmacies