

OK Case Summary

Source: Oklahoma Government
Case Updated As Of: 2021-02-27

OK Cases 423,802 ↑ 779 DoD 0.2% DoD	OK Deaths 4,379 ↑ 59 DoD* 1.4% DoD	OK Active 12,929 ↓ -407 I -3.1% DoD	OK Recovered 406,499 ↑ 1,127 D 0.3% DoD
---	--	---	---

OK Immunization Summary

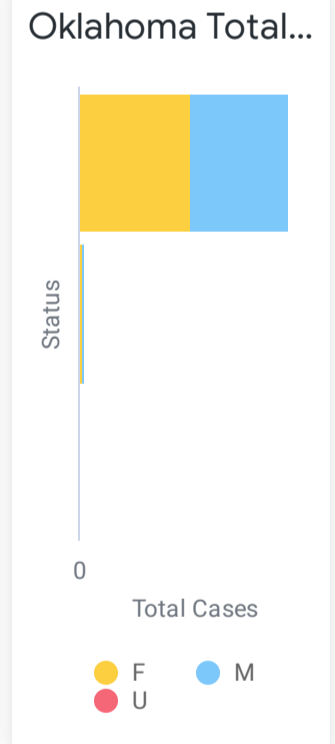
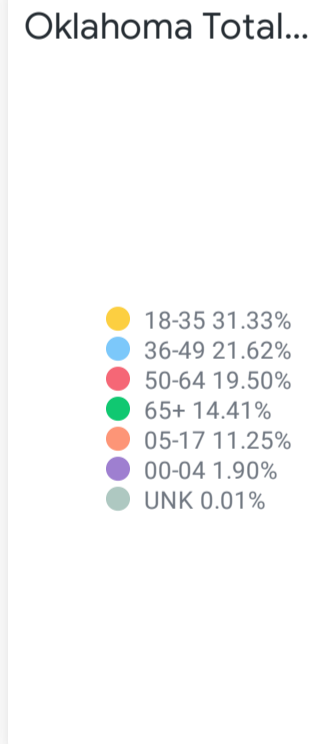
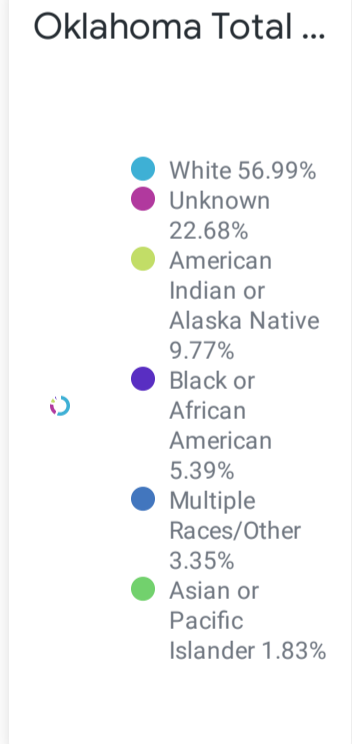
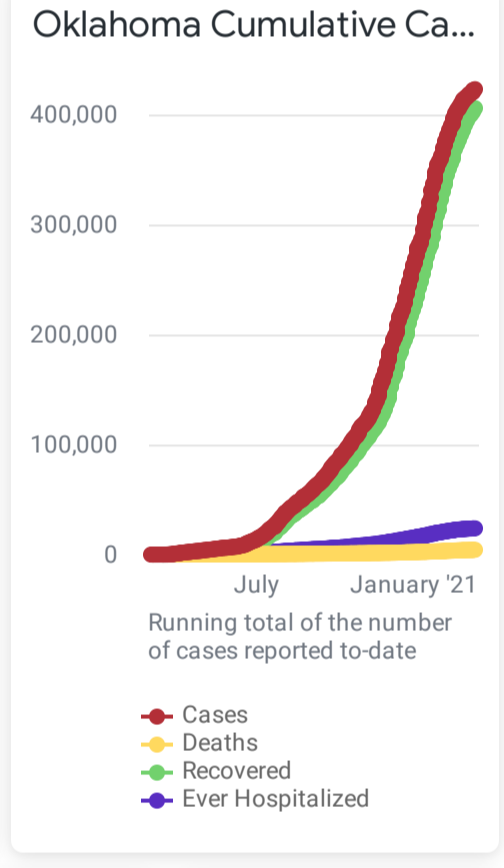
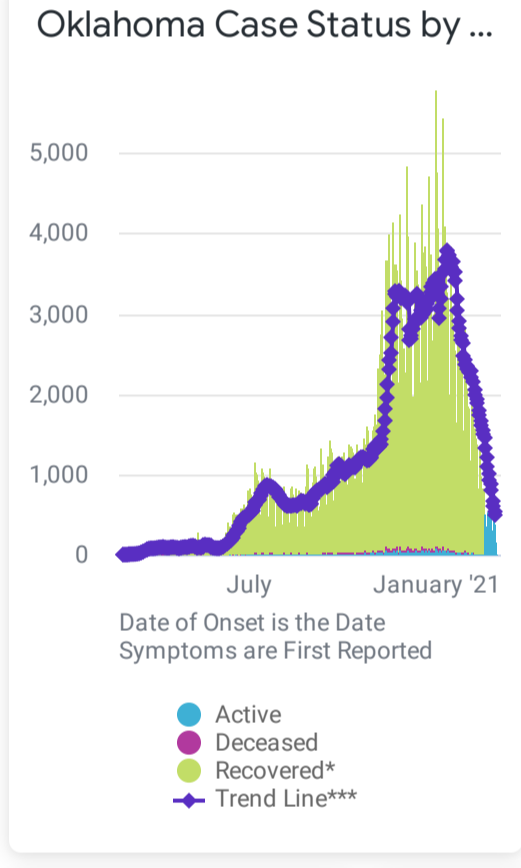
Source: Oklahoma Government
Immunization Updated As Of: 2021-02-26

546,004 Prime Doses Given ▲ 68607 WoW*	293,397 Completed Series	839,401 Total Doses Administered ▲ 157935 WoW*
568,735 Prime Doses Allocated	400,925 Boost Doses Allocated	

US Summary

Source: Johns Hopkins
Case Updated As Of: 2021-02-26

US Cases 28,486,394 ↑ 73,006 DoD* 0.3% DoD*	US Deaths 510,458 ↑ 2,151 DoD* 0.4% DoD*
---	--



View Data by County	View Data by City	View Data by Zip
View Data for Cases	View Data for Deaths	View Data for Recoveries
Symptom Tracker	Personal Protective and Hospital Equipment	Testing Sites

DoD* indicate the delta (↑↓) or rate of change (%) over the past 24 hours only.

WoW* indicate the delta (↑↓) over the past one week only.

**Data shown are preliminary and subject to change as additional information is obtained.

Race/Ethnicity containing missing data is bucketed into the unknown category.

*Recovered: currently not hospitalized or deceased and 14 days after onset/report. Recoveries calculated beginning on 4/6/2020.

Trend Line*** is a 7 day rolling average of the number of the cases by date of symptom onset or positive test result for asymptomatic cases. A 7 day lag has been applied to the trend line based on information collected to-date for the week of 5/3 and 5/9 where within 7 days of onset date 90% of the cases had been reported.

**** The purpose of publishing aggregated statistical COVID-19 data through the OSDH Dashboard, the Executive Order Report, and the Weekly Epidemiology and Surveillance Report is to support the needs of the general public in receiving important and necessary information regarding the state of the health and safety of the citizens of Oklahoma. These resources may be used only for statistical purposes and may not be used in any way that would determine the identity of any reported cases.

"Doses Administered" include all doses administered and reported in OSIS through 11:59PM 02/24/2021.

Allocation amount does not include 97,500 doses that have been allocated to Walgreens and CVS Pharmacies