

OSDH Disease Investigation Summary

Source: Oklahoma Government
Case Updated As Of: 2021-03-12

OK Cases

431,366

↑ 422 DoD*

0.1% DoD*

OK Active

11,598

↓ -79 DoD*

-0.7% DoD*

OK Recovered

415,067

↑ 501 DoD*

0.1% DoD*

Provisional CDC D

7,433

Source: CDC - NCHS
Updated As Of: 2021-

OK Confirmed De

4,701

-0 DoD*

0% DoD*

OK Immunization Summary

Source: Oklahoma Government
Immunization Updated As Of: 2021-03-05

638,966

Prime Doses Given

▲ 92962 WoW*

368,851

Completed Series

1,007,8...

Total Doses Ad...

▲ 168416 WoW*

649,525

Prime Doses Allocated

540,985

Boost Doses Allocated

US Summary

Source: Johns Hopkins
Case Updated As Of: 2021-03-11

US Cases

29,286,134

↑ 49,399 DoD*

0.2% DoD*

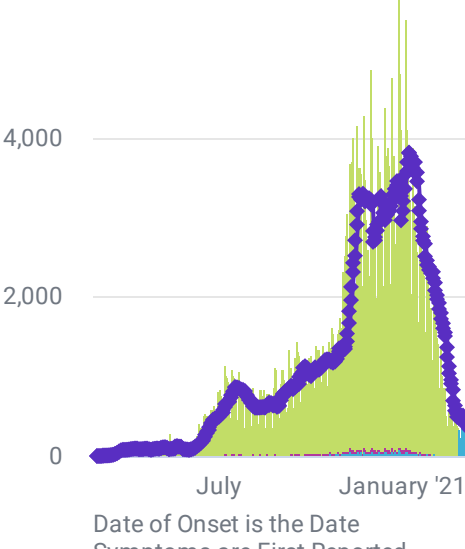
US Deaths

530,821

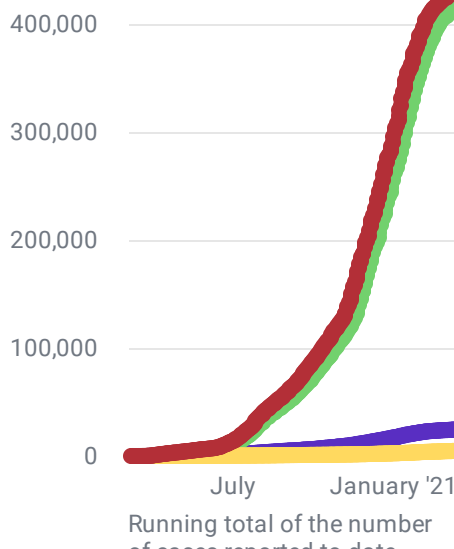
↑ 1,558 DoD*

0.3% DoD*

Oklahoma Case Status by ...



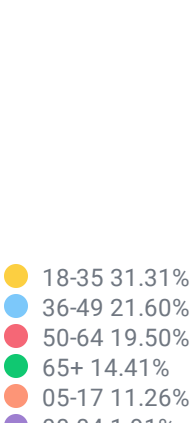
Oklahoma Cumulative Ca...




Oklahoma Total ...



Oklahoma Total...



Oklahoma Total...



[View Data by County](#)

[View Data by City](#)

[View Data by Zip](#)

[View Data for Cases](#)

[View Data for Deaths](#)

[View Data for Recoveries](#)

[Symptom Tracker](#)

[Personal Protective and Hospital Equipment](#)

[Testing Sites](#)

DoD* indicate the delta (↑ ↓) or rate of change (%) over the past 24 hours only.

WoW* indicate the delta (↑ ↓) over the past one week only.

**Data shown are preliminary and subject to change as additional information is obtained.

Race/Ethnicity containing missing data is bucketed into the unknown category.

*Recovered: currently not hospitalized or deceased and 14 days after onset/report. Recoveries calculated beginning on 4/6/2020.

Trend Line*** is a 7 day rolling average of the number of the cases by date of symptom onset or positive test result for asymptomatic cases.

A 7 day lag has been applied to the trend line based on information collected to-date for the week of 5/3 and 5/9 where within 7 days of onset date 90% of the cases had been reported.

**** The purpose of publishing aggregated statistical COVID-19 data through the OSDH Dashboard, the Executive Order Report, and the Weekly Epidemiology and Surveillance Report is to support the needs of the general public in receiving important and necessary information regarding the state of the health and safety of the citizens of Oklahoma. These resources may be used only for statistical purposes and may not be used in any way that would determine the identity of any reported cases.

"Doses Administered" include all doses administered and reported in OSIS through 11:59PM 03/03/2021.

Allocation amount does not include 97,500 doses that have been allocated to Walgreens and CVS Pharmacies