

OK Immunization Summary

Source: Oklahoma Government
Immunization Updated As Of: 2021-03-17

| | | |
|--|---|--|
| <p>811,288</p> <p>Prime Doses Given</p> <p>▲ 11120 WoW*</p> | <p>448,289</p> <p>Completed Series</p> <p>▲ 13861 WoW*</p> | <p>1,488,3...</p> <p>Total Doses Ad...</p> <p>▲ 5095 WoW*</p> |
|--|---|--|

CDC Provisional State Data

| | |
|---|---|
| <p>434,912</p> <p>CDC Cases</p> <p>7 Day Avg Case Count : 367</p> <p>Source: CDC - Covid Data Tracker A Updated As Of: 2021-03-21</p> | <p>7,673</p> <p>Provisional CDC Deaths</p> <p>29 DoD*</p> <p>Source: CDC - NCHS API Updated As Of: 2021-03-19</p> |
|---|---|

OSDH Disease Investigation Summary

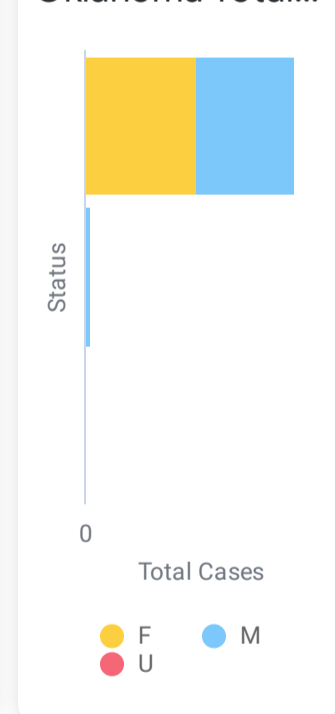
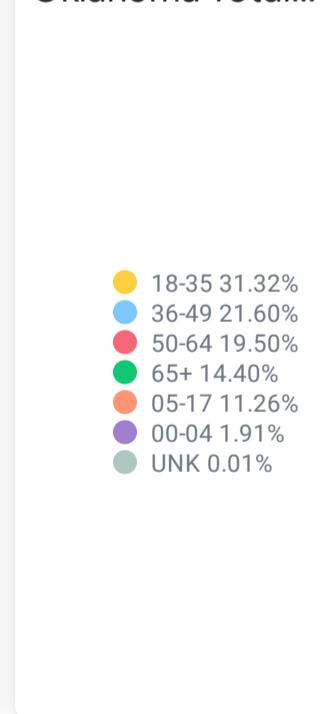
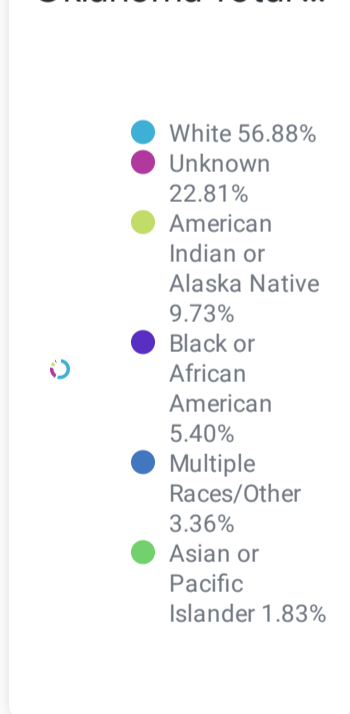
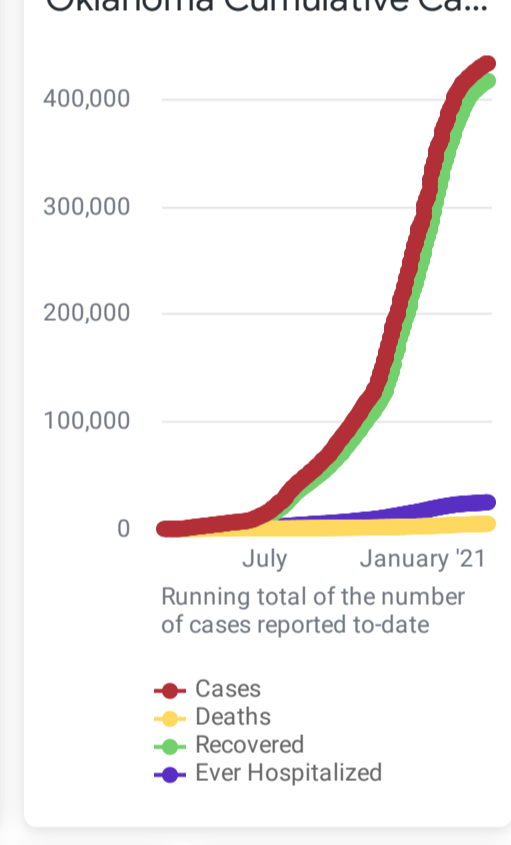
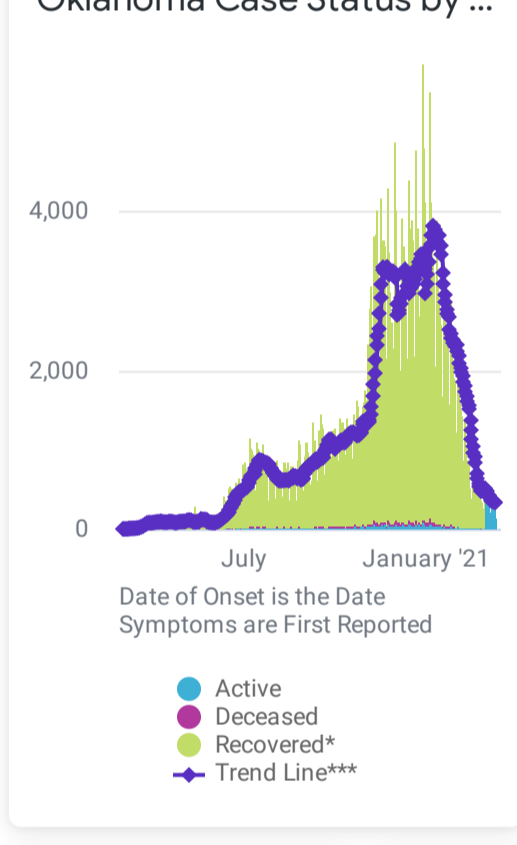
Source: Oklahoma Government
Case Updated As Of: 2021-03-16

| | | | | |
|---|--|--|---|--|
| <p>432,7</p> <p>OK Cases</p> <p>▲ 3,631 Wo 0.8% WoW*</p> | <p>11,40</p> <p>OK Active</p> <p>▼ (637) W -5.6% Wo</p> | <p>4,70</p> <p>OK De</p> <p>▲ 87 W 1.8% W</p> | <p>416,6</p> <p>OK Recov</p> <p>▲ 3,637 V 0.9% WoV</p> | <p>24,70</p> <p>OK Hospi</p> <p>▲ 373 Wo 1.5% WoW</p> |
|---|--|--|---|--|

US Summary

Source: Johns Hopkins
Case Updated As Of: 2021-03-21

| | |
|---|--|
| <p>US Cases</p> <p>29,818,930</p> <p>↑ 33,645 DoD*</p> <p>0.1% DoD*</p> | <p>US Deaths</p> <p>542,359</p> <p>↑ 433 DoD*</p> <p>0.1% DoD*</p> |
|---|--|



| | | |
|-------------------------------------|--|--|
| View Data by County | View Data by City | View Data by Zip |
| View Data for Cases | View Data for Deaths | View Data for Recoveries |
| Symptom Tracker | Personal Protective and Hospital Equipment | Testing Sites |

DoD* indicate the delta (↑ ↓) or rate of change (%) over the past 24 hours only.

WoW* indicate the delta (↑ ↓) over the past one week only.

**Data shown are preliminary and subject to change as additional information is obtained.

Race/Ethnicity containing missing data is bucketed into the unknown category.

*Recovered: currently not hospitalized or deceased and 14 days after onset/report. Recoveries calculated beginning on 4/6/2020.

Trend Line*** is a 7 day rolling average of the number of the cases by date of symptom onset or positive test result for asymptomatic cases. A 7 day lag has been applied to the trend line based on information collected to-date for the week of 5/3 and 5/9 where within 7 days line onset date 90% of the cases had been reported.

**** The purpose of publishing aggregated statistical COVID-19 data through the OSDH Dashboard, the Executive Order Report, and the Weekly Epidemiology and Surveillance Report is to support the needs of the general public in receiving important and necessary information regarding the state of the health and safety of the citizens of Oklahoma. These resources may be used only for statistical purposes and may not be used in any way that would determine the identity of any reported cases.

Total doses reflect the number of doses administered as reported by CDC COVID Tracker. This count includes doses administered and reported by state, pharmacies, and federal entities.

"Doses Administered" include all doses administered and reported in OSIS through 11:59PM 03/15/2021.

Series completed refers to individuals completing series after receiving either Pfizer and/or Moderna COVID-19 vaccines (both doses) and/or receiving single shot of J&J/Janssen Vaccine.