

OK Immunization Summary

Source: Oklahoma Government
Immunization Updated As Of: 2021-03-24

918,965

Prime Doses Given

▲ 107677 WoW*

504,369

Completed Series

▲ 56080 WoW*

1,682,7...

Total Doses Ad...

▲ 194395 WoW*

CDC Provisional State Data

436,914

CDC Cases

7 Day Avg Case Count : 406

Source: CDC - Covid Data Tracker A

Updated As Of: 2021-03-26

7,782

Provisional CDC Deaths

14 DoD*

Source: CDC - NCHS API

Updated As Of: 2021-03-26

OSDH Disease Investigation Summary

Source: Oklahoma Government
Case Updated As Of: 2021-03-24

435,4

OK Cases

▲ 2,656 Wc

0.6% WoW*

10,90

OK Active

▼ (495) V

-4.5% Wo

4,8

OK De:

▲ 62 V

1.3% W

419,6

OK Recov

▲ 3,089 V

0.7% WoV

24,90

OK Hospi

▲ 232 Wo

0.9% WoV

US Summary

Source: Johns Hopkins
Case Updated As Of: 2021-03-27

US Cases

30,218,683

↑ 62,062 DoD*

0.2% DoD*

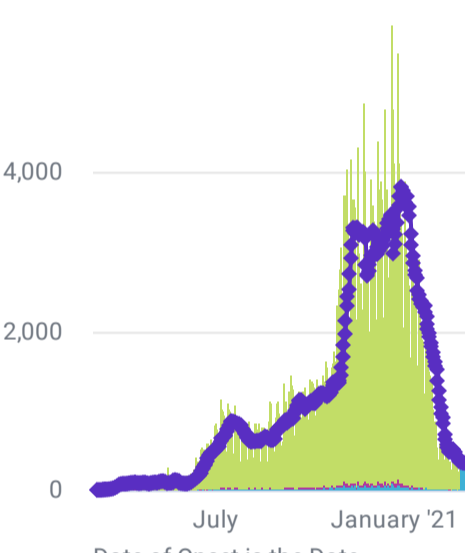
US Deaths

548,828

↑ 741 DoD*

0.1% DoD*

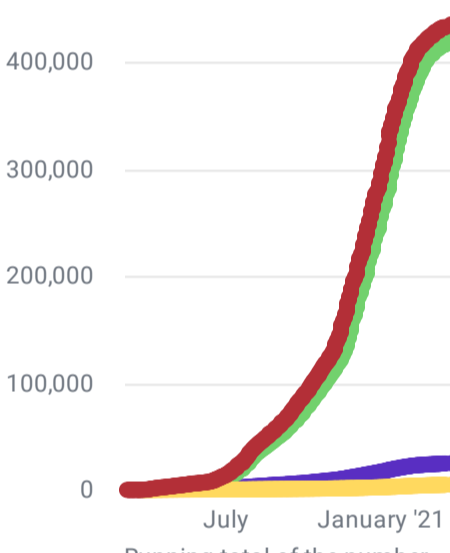
Oklahoma Case Status by ...



Date of Onset is the Date
Symptoms are First Reported

- Active
- Deceased
- Recovered*
- Trend Line***

Oklahoma Cumulative Ca...



Running total of the number
of cases reported to-date

- Cases
- Deaths
- Recovered
- Ever Hospitalized


Oklahoma Total ...

- White 56.88%
- Unknown 22.79%
- American Indian or Alaska Native 9.71%
- Black or African American 5.41%
- Multiple Races/Other 3.37%
- Asian or Pacific Islander 1.83%

Oklahoma Total...

- 18-35 31.35%
- 36-49 21.59%
- 50-64 19.50%
- 65+ 14.37%
- 05-17 11.27%
- 00-04 1.92%
- UNK 0.01%

Oklahoma Total...



Total Cases

- F
- M
- U

View Data by County

View Data by City

View Data by Zip

View Data for Cases

View Data for Deaths

View Data for Recoveries

Symptom Tracker

Personal Protective and Hospital Equipment

Testing Sites

DoD* indicate the delta (↑ ↓) or rate of change (%) over the past 24 hours only.

WoW* indicate the delta (↑ ↓) over the past one week only.

**Data shown are preliminary and subject to change as additional information is obtained.

Race/Ethnicity containing missing data is bucketed into the unknown category.

*Recovered: currently not hospitalized or deceased and 14 days after onset/report. Recoveries calculated beginning on 4/6/2020.

Trend Line*** is a 7 day rolling average of the number of the cases by date of symptom onset or positive test result for asymptomatic cases.

A 7 day lag has been applied to the trend line based on information collected to-date for the week of 5/3 and 5/9 where within 7 days line onset date 90% of the cases had been reported.

**** The purpose of publishing aggregated statistical COVID-19 data through the OSDH Dashboard, the Executive Order Report, and the Weekly Epidemiology and Surveillance Report is to support the needs of the general public in receiving important and necessary information regarding the state of the health and safety of the citizens of Oklahoma. These resources may be used only for statistical purposes and may not be used in any way that would determine the identity of any reported cases.

Total doses reflect the number of doses administered as reported by CDC COVID Tracker. This count includes doses administered and reported by state, pharmacies, and federal entities.

"Doses Administered" include all doses administered and reported in OSIS through 11:59PM 03/22/2021.

Series completed refers to individuals completing series after receiving either Pfizer and/or Moderna COVID-19 vaccines (both doses) and/or receiving single shot of J&J/Janssen Vaccine.