

OK Immunization Summary

Source: CDC COVID Tracker
Immunization Updated As Of: 2021-05-12

1,564,846

Atleast 1 dose

1,248,187

Fully Vaccinated

2,796,112

Total Doses Ad...

CDC Provisional State Data

450,400

CDC Cases

7 Day Avg Case Count : **194**

Source: CDC - Covid Data Tracker A

Updated As Of: 2021-05-11

8,343

Provisional CDC Deaths

6 DoD*

Source: CDC - NCHS API

Updated As Of: 2021-05-12

OSDH Disease Investigation Summary

Source: Oklahoma Government
Case Updated As Of: 2021-05-12

450,311

OK Cases

▲ 1,443 WoW*

0.3% WoW*

2,135

OK Active

▼ (219) WoW

-10.3% WoW

6,878

OK Deaths

▲ 46 WoW*

0.7% WoW*

26,150

OK Ever Hos

▲ 136 WoW*

0.5% WoW*

US Summary

Source: Johns Hopkins
Case Updated As Of: 2021-05-11

US Cases

32,778,906

↑ 33,651 DoD*

0.1% DoD*

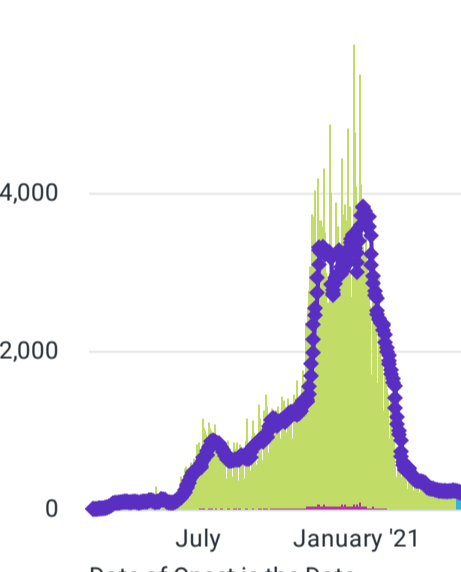
US Deaths

582,837

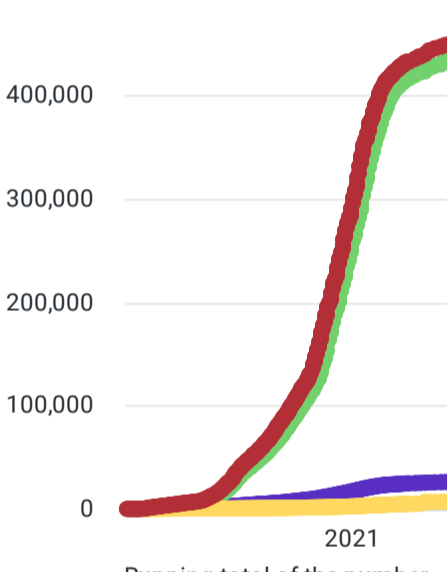
↑ 684 DoD*

0.1% DoD*

Oklahoma Case Status by ...



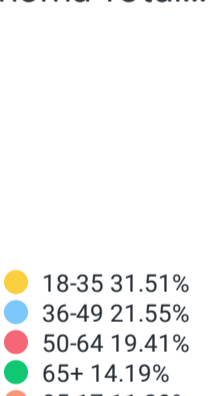
Oklahoma Cumulative Ca...



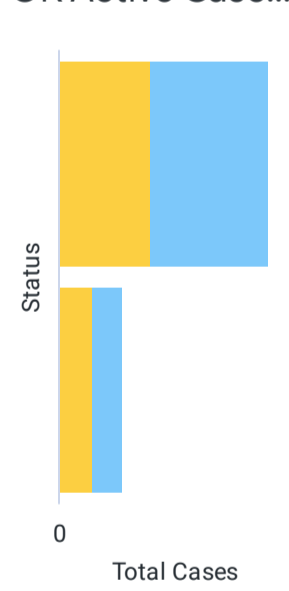
Oklahoma Total ...



Oklahoma Total...



OK Active Case...



[View Data by County](#)

[View Data by City](#)

[View Data by Zip](#)

[View Data for Cases](#)

[View Data for Deaths](#)

[View Data for Recoveries](#)

[Symptom Tracker](#)

[Personal Protective and Hospital Equipment](#)

[Testing Sites](#)



DoD* indicate the delta (↑↓) or rate of change (%) over the past 24 hours only.

WoW* indicate the delta (↑↓) over the past one week only.

**Data shown are preliminary and subject to change as additional information is obtained.

Race/Ethnicity containing missing data is bucketed into the unknown category.

*Recovered: Beginning 5/5 not deceased and 14 days after onset/specimen collection.

Trend Line*** is a 7 day rolling average of the number of the cases by date of symptom onset or positive test result for asymptomatic cases. A 7 day lag has been applied to the trend line based on information collected to-date for the week of 5/3 and 5/9 where within 7 days of onset date 90% of the cases had been reported.

**** The purpose of publishing aggregated statistical COVID-19 data through the OSDH Dashboard, the Executive Order Report, and the Weekly Epidemiology and Surveillance Report is to support the needs of the general public in receiving important and necessary information regarding the state of the health and safety of the citizens of Oklahoma. These resources may be used only for statistical purposes and may not be used in any way that would determine the identity of any reported cases.

Total doses reflect the number of doses administered as reported by CDC COVID Tracker. This count includes doses administered and reported by state, pharmacies, and federal entities.

"Doses Administered" include all doses administered and reported in OSIS through 11:59PM 05/10/2021.

Fully vaccinated refers to individuals completing series after receiving either Pfizer and/or Moderna COVID-19 vaccines (both doses) and/or receiving single shot of J&J/Janssen Vaccine.