

OK Immunization Summary

Source: CDC COVID Tracker

Immunization Updated As Of: 2021-09-08

2,144,418

At Least 1 dose

1,768,5...

Fully Vaccinated

3,906,...

Total Doses Ad...

CDC Provisional State Data

570,923

CDC Cases

7 Day Avg Case Count : 2,709

Source: CDC - Covid Data Tracker /

Updated As Of: 2021-09-07

9,370

Provisional CDC Deaths

2 DoD*

Source: CDC - NCHS API

Updated As Of: 2021-09-08

OSDH Disease Investigation Summary

Source: Oklahoma Government

Case Updated As Of: 2021-09-08

568,87

OK Cases

▲ 18,635 WoW

3.4% WoW*

27,332

OK Active

▲ 692 WoW

2.6% WoW*

8,208

OK Deaths

▲ 207 WoW

2.6% WoW*

32,675

OK Ever Hos

▲ 820 WoW

2.6% WoW*

US Summary

Source: Johns Hopkins

Case Updated As Of: 2021-09-07

US Cases

40,280,001

↑ 261,683 DoD*

0.7% DoD*

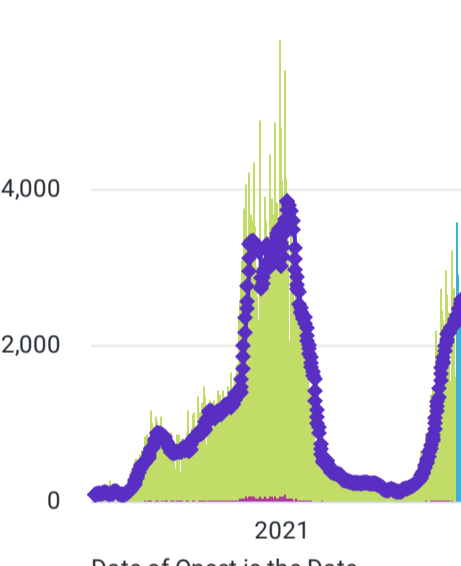
US Deaths

650,511

↑ 1,513 DoD*

0.2% DoD*

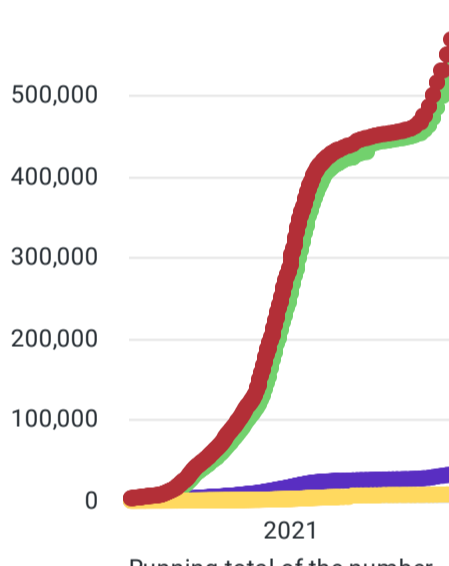
Oklahoma Case Status by ...



Date of Onset is the Date Symptoms are First Reported

- Active
- Deceased
- Recovered*
- Trend Line***

Oklahoma Cumulative Ca...



Running total of the number of cases reported to-date

- Cases
- Deaths
- Recovered*
- Ever Hospitalized

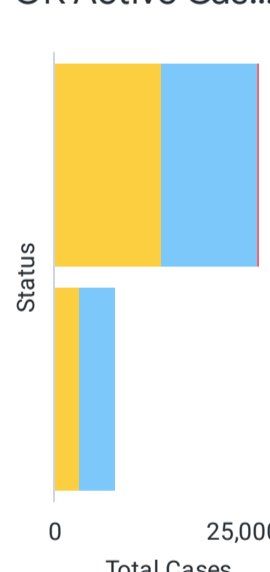
Oklahoma Total ...

- White 56.30%
- Unknown 22.68%
- Indian or Alaska Native 10.04%
- Black or African American 5.79%
- Multiple Races/Other 3.48%
- Asian or Pacific Islander 1.70%

Oklahoma Tota...

- 18-35 31.62%
- 36-49 21.23%
- 50-64 18.66%
- 65+ 13.39%
- 05-17 12.78%
- 00-04 2.30%
- UNK 0.03%

OK Active Cas...



View Data by County

View Data by City

View Data by Zip

View Data for Cases

View Data for Deaths

View Data for Recoveries

Symptom Tracker

Personal Protective and Hospital Equipment

Testing Sites

DoD* indicate the delta (Δ) or rate of change (%) over the past 24 hours only.

WoW* indicate the delta (Δ) over the past one week only.

**Data shown are preliminary and subject to change as additional information is obtained.

Race/Ethnicity containing missing data is bucketed into the unknown category.

*Recovered: Beginning 5/5 not deceased and 14 days after onset/specimen collection.

Trend Line*** is a 7 day rolling average of the number of the cases by date of symptom onset or positive test result for asymptomatic cases. A 7 day lag has been applied to the trend line based on information collected to-date for the week of 5/3 and 5/9 where within 7 days of onset date 90% of the cases had been reported.

**** The purpose of publishing aggregated statistical COVID-19 data through the OSDH Dashboard, the Executive Order Report, and the Weekly Epidemiology and Surveillance Report is to support the needs of the general public in receiving important and necessary information regarding the state of the health and safety of the citizens of Oklahoma. These resources may be used only for statistical purposes and may not be used in any way that would determine the identity of any reported cases.

Total doses reflect the number of doses administered as reported by CDC COVID Tracker. This count includes doses administered and reported by state, pharmacies, and federal entities.

"Doses Administered" include all doses administered and reported in OSIS through 11:59PM 09/06/2021.

Fully vaccinated refers to individuals completing series after receiving either Pfizer and/or Moderna COVID-19 vaccines (both doses) and/or receiving single shot of J&J/Janssen Vaccine.