

You may be trying to access this site from a secured browser on the server. Please enable scripts and reload this page.



An Official **Pennsylvania** Government Website

Translate

Department of Health

[Health](#) > [All Health Topics](#) > [Diseases & Conditions](#) > [Coronavirus](#) > Pennsylvania Data

COVID-19 Data for Pennsylvania

Page last updated: 12:00 p.m. on 11/21/2020

Total Cases* 302,564	Negatives** 2,668,676	Recovered*** 64%	Total PCR 5,042
---------------------------------------	--	-----------------------------------	----------------------------------

Total cases, negatives, and recovered represent unique individuals. Total PCR Tests can include numerous tests for the same individual.

* Total case counts include confirmed and probable cases.

** Negative case data only includes negative PCR tests. Negative case data does not include negative antibody tests.

*** Individuals who have recovered is determined using a calculation, similar to what is being done by several other states. If a case has not been re-tested and it is more than 30 days past the date of their first positive test (or onset of symptoms) then an individual is considered recovered.

[Expand All](#)

The administration's decisions surrounding the managing of the COVID-19 pandemic are data-driven, literature-based and follow established public health practices. The department uses statewide and national data as well as peer-reviewed literature, and guidance from the CDC and White House when making public health decisions. Decisions are based on science and facts.

[Read More About Pennsylvania Data](#)



COVID-19 Dashboard

The COVID-19 Dashboard, which is updated each day at noon, discloses the number of confirmed and probable cases, negative test results, deaths, ZIP-code level data, hospital preparedness, and case and death demographics. This information is also available for download.

Note: The COVID-19 Data Dashboard does not load properly in Internet Explorer. It is recommended to use Chrome, Edge or Firefox to view the dashboard.



Updated Case and Death Information

County Case Counts to Date

Each day the Department of Health provides updated case, testing, and death information. Archived information dating back to the beginning of the pandemic is also available. Case counts are displayed by the date that the cases were first reported to the PA-NEDSS surveillance system. Case counts by date of report can vary significantly from day to day for a variety of reasons. In addition to changes due to actual changes in disease incidence, trends are strongly influenced by testing patterns (who gets tested and why), testing availability, lab analysis backlogs, lab reporting delays, new labs joining our electronic laboratory reporting system, mass screenings, etc. Trends need to be sustained for seven to 14 days before any conclusions can be made regarding the progress of the pandemic. Source: Pennsylvania National Electronic Disease Surveillance System (PA-NEDSS) as of 10:00 PM on 11/21/2020.

- [County case counts by date](#)

Death Data

This information has been extracted from death records registered with the Department's Vital Records Program as of 11:59 pm on 11/20/2020.

- [Death by county of residence](#)
- [View the weekly report issued November 20, 2020](#)

Long-Term Care Facility Data

[Long-term care facility by county](#) is updated each day at noon and long-term care facilities by facility updated each Tuesday. Use this data to see COVID-19 cases associated with long-term care facilities, to date.

Multisystem Inflammatory Syndrome Data

Multisystem inflammatory syndrome in children (MIS-C) is a condition where different body parts can become inflamed, including the heart, lungs, kidneys, brain, skin, eyes, or gastrointestinal organs. We do not yet know what causes MIS-C. Many children with MIS-C had the virus that causes COVID-19, or had been around someone with COVID-19.

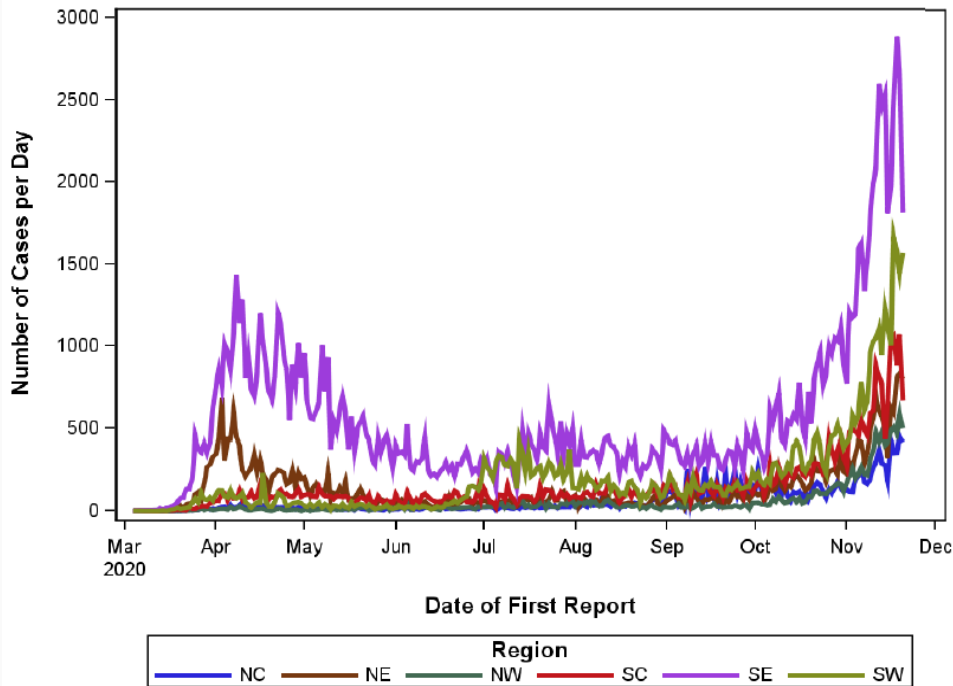
Potential Cases	Confirmed Cases	Determined Not A Case	Under Investigation
98	58	21	19

Source: Pennsylvania National Electronic Disease Surveillance System (PA-NEDSS) as of 10:00 PM on 11/18/2020.

Animations and Epicurves

Epicurve by Region and Date of First Report

EPICURVE BY REGION AND DATE OF FIRST REPORT



Trajectory Animations

- [COVID-19 trajectory animations](#)

OpenData

The Department of Health has made case, death, and hospitalization data available since the beginning of the pandemic through the commonwealth's OpenData platform.

- [Cases](#)
- [Deaths](#)
- [Hospitalizations](#)

[The commonwealth's OpenData platform](#) also shows how the commonwealth's public-facing services are providing relief and support to those in need at this time. Information included is data from the Department of Labor & Industry regarding unemployment compensation, data from the Department of Human Services on its Office of Income Maintenance Call Center, and data from the Department of Health on calls to the 1-877-PA-HEALTH line.

[Expand All](#)

Carnegie Mellon Decision Tools

The administration works with Carnegie Mellon University to develop decision tools that help provide input to decision making. The decision tool is updated twice-weekly. [The most recent CMU report is always embedded here.](#) View archived reports by date below.

October 2020



September 2020



August 2020



July 2020



June 2020



May 2020



Early Warning Monitoring Dashboard, Case Investigation and Contact Tracing Updates

[The PA Early Warning Monitoring Dashboard](#) is updated weekly on Mondays. This dashboard provides county and statewide breakdowns on the number of confirmed cases, incidence rates per 100,000, PCR testing occurrences, average daily hospitalizations, average daily ventilators, and total hospital visits — all data used when determining mitigation and reopening plans.

Each week, the administration provides an update on the Early Warning Monitoring Dashboard, case investigation and contact tracing data:

Early Warning Monitoring Updates By Date

- [November 6-12, 2020](#)
- [October 30-November 5, 2020](#)
- [October 23-29, 2020](#)
- [October 16-22, 2020](#)
- [October 9-25, 2020](#)
- [September 24-October 1, 2020](#)
- [September 18-24, 2020](#)
- [September 11-27, 2020](#)
- [September 4-10, 2020](#)
- [August 21-27, 2020](#)
- [August 14-20, 2020](#)
- [August 7-13, 2020](#)
- [July 31-August 6, 2020](#)

Case Investigation, Contact Tracing, and Monitoring Efforts by Date

- [November 1-7, 2020](#)

[Expand All](#)

White House Pennsylvania Profiles

Each week, the White House Coronavirus Task Force provides a profile to the administration that includes data and recommendations. View those reports by date:

November 2020



October 2020



September 2020



August 2020



July 2020



June 2020



External Resources

CHOP Policy LAB: Mapping COVID-19 In Your Community

The Children's Hospital of Philadelphia and the University of Pennsylvania developed a [resource to track and model COVID in the United States](#). According to CHOP, the team used data from a variety of publicly available sources, the researchers built their model to observe how social distancing, population density, and daily temperatures affect the number and spread of COVID-19 infections over time across a county, accounting for test positivity rates and population characteristics, such as age, insurance status and smoking prevalence.

COVIDcast Real-Time COVID-19 Indicators

Carnegie Mellon University, along with partners, developed [COVIDcast](#). It provides data, modeling, and tracking for the COVID pandemic.

CDC Reports

View nationwide COVID-19 data in the [CDC's Morbidity and Mortality Weekly Report](#)

Archived Data

Archived Case Data

View [archived case data](#) from the beginning of the pandemic.

Archived County Dashboard

During the reopening process, the Department of Health maintained a [county dashboard](#) to help determine the reopening process.

Press Releases

The administration shares [daily press releases](#) at noon, six days a week, with current data.



Governor's Goals



GOVERNMENT THAT WORKS

Stem the tide of the opioid epidemic



GOVERNMENT THAT WORKS

Increase access to health care



GOVERNMENT THAT WORKS

Provide high-quality supports and protections to vulnerable Pennsylvanians

[TOM WOLF, GOVERNOR](#)
[DR. RACHEL LEVINE, SECRETARY](#)

Contact Us

Contact Us



Social Media



COMMONWEALTH OF
PENNSYLVANIA

Keystone State. Proudly founded in 1681 as a place of tolerance and freedom.


TOP
SERVICES


- Register to Vote
- Find a DMV
- Get a Birth Certificate
- Join the Veterans Registry
- Visit Pennsylvania
- PennWatch
- Right-to-Know Law

GOVERNMENT

- Governor Tom Wolf
- Directory
 - State House
 - State Senate
 - Courts
 - Lieutenant Governor
 - Attorney General
 - Auditor General
 - Treasurer

PA.GOV

 Who We Are

 Pennsylvania Facebook

 Pennsylvania Twitter

State Symbols

News

Social Media

Apps

Careers & Internships

[ACCESSIBILITY](#)

[PRIVACY & DISCLAIMERS](#)

[TRANSLATION DISCLAIMER](#)

[SECURITY](#)

Copyright © 2020 Commonwealth of Pennsylvania. All rights reserved.