

You may be trying to access this site from a secured browser on the server. Please enable scripts and reload this page.



An Official **Pennsylvania** Government Website

Translate

Department of Health

[Health](#) > [All Health Topics](#) > [Diseases & Conditions](#) > [Coronavirus](#) > Pennsylvania Data

COVID-19 Data for Pennsylvania

Page last updated: 12:00 p.m. on 12/31/2020

Total Cases* 640,325	Negatives** 3,265,129	Recovered*** 67%	Total PCR 7,421,
---------------------------------------	--	-----------------------------------	-----------------------------------

Total cases, negatives, and recovered represent unique individuals. Total PCR Tests can include numerous tests for the same individual.

* Total case counts include confirmed and probable cases.

** Negative case data only includes negative PCR tests. Negative case data does not include negative antibody tests.

*** Individuals who have recovered is determined using a calculation, similar to what is being done by several other states. If a case has not been re-tested and it is more than 30 days past the date of their first positive test (or onset of symptoms) then an individual is considered recovered.

[Expand All](#)

About Our Data

The administration's decisions surrounding the managing of the COVID-19 pandemic are data-driven, based on the best available data and public health information. The department uses a statistical model

literature-based and follow established public health practices. The department uses statewide and national data as well as peer-reviewed literature, and guidance from the CDC and White House when making public health decisions. Decisions are based on science and facts.

[Read More About Pennsylvania Data](#)



COVID-19 Dashboard

The COVID-19 Dashboard, which is updated each day at noon, discloses the number of confirmed and probable cases, negative test results, deaths, ZIP-code level data, hospital preparedness, and case and death demographics. This information is also available for download.

Note: The COVID-19 Data Dashboard does not load properly in Internet Explorer. It is recommended to use Chrome, Edge or Firefox to view the dashboard.



Having trouble viewing the dashboard? [View the full screen version.](#)

Hospital Information

With cases of COVID-19 on the rise, Pennsylvania will continue to monitor our hospitals using several metrics and begin interventions when those metrics are met.

Vaccine Dashboard

As COVID-19 Vaccine distribution begins in Pennsylvania, this dashboard shows where vaccine has been administered and the demographics of those receiving vaccine

administered and the demographics of those receiving vaccine.

Updated Case and Death Information

County Case Counts to Date

Each day the Department of Health provides updated case, testing, and death information. Archived information dating back to the beginning of the pandemic is also available. Case counts are displayed by the date that the cases were first reported to the PA-NEDSS surveillance system. Case counts by date of report can vary significantly from day to day for a variety of reasons. In addition to changes due to actual changes in disease incidence, trends are strongly influenced by testing patterns (who gets tested and why), testing availability, lab analysis backlogs, lab reporting delays, new labs joining our electronic laboratory reporting system, mass screenings, etc. Trends need to be sustained for seven to 14 days before any conclusions can be made regarding the progress of the pandemic. Source: Pennsylvania National Electronic Disease Surveillance System (PA-NEDSS) as of 10:00 PM on 12/30/2020.

- [County case counts by date](#)

Death Data

This information has been extracted from death records registered with the Department's Vital Records Program as of 11:59 pm on 12/30/2020.

- [Death by county of residence](#)
- [View the weekly report issued December 31, 2020](#)

Long-Term Care Facility Data

[Long-term care facility by county](#) is updated each day at noon and long-term care facilities by facility updated each Tuesday. Use this data to see COVID-19 cases associated with long-term care facilities, to date.

Multisystem Inflammatory Syndrome Data

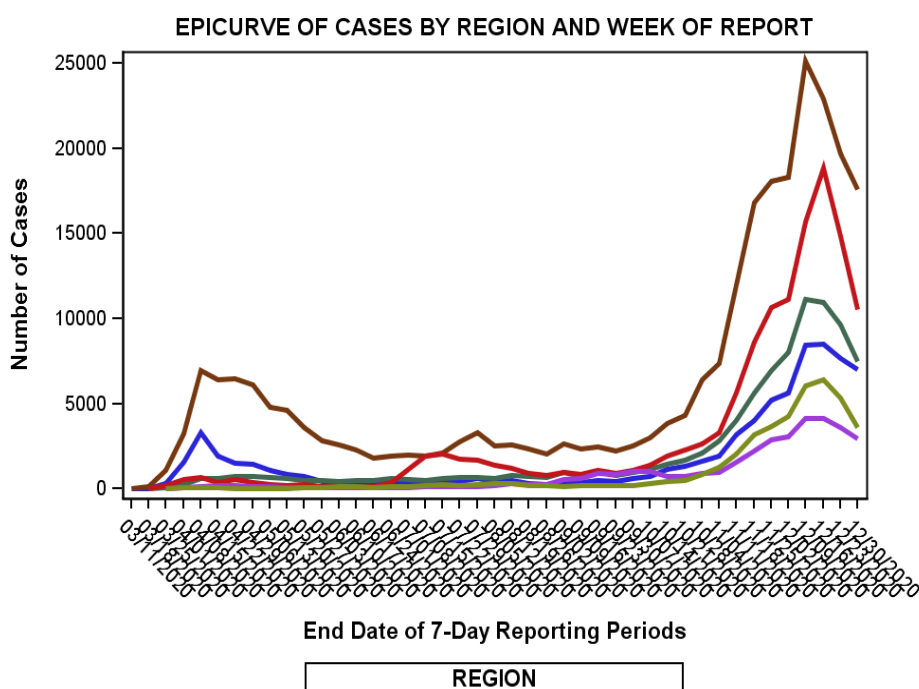
Multisystem inflammatory syndrome in children (MIS-C) is a condition where different body parts can become inflamed, including the heart, lungs, kidneys, brain, skin, eyes, or gastrointestinal organs. We do not yet know what causes MIS-C. Many children with MIS-C had the virus that causes COVID-19, or had been around someone with COVID-19.

Potential Cases	Confirmed Cases	Determined Not A Case	Under Investigation
106	64	21	21

Source: Pennsylvania National Electronic Disease Surveillance System (PA-NEDSS) as of 10:00 AM on 12/24/2020.

Animations and Epicurves

Epicurve by Region and Date of First Report





OpenData

The Department of Health has made case, death, and hospitalization data available since the beginning of the pandemic through the commonwealth's OpenData platform.

- [Cases](#)
- [Deaths](#)
- [Hospitalizations](#)

[The commonwealth's OpenData platform](#) also shows how the commonwealth's public-facing services are providing relief and support to those in need at this time. Information included is data from the Department of Labor & Industry regarding unemployment compensation, data from the Department of Human Services on its Office of Income Maintenance Call Center, and data from the Department of Health on calls to the 1-877-PA-HEALTH line.

[View additional data animations by region and county.](#)

[Expand All](#)

Carnegie Mellon Decision Tools

The administration works with Carnegie Mellon University to develop decision tools that help provide input to decision making. The decision tool is updated twice-weekly. [The most recent CMU report is always embedded here.](#) View archived reports by date below.

December 2020



November 2020



October 2020



September 2020



August 2020



July 2020



June 2020



May 2020



[Expand All](#)

White House Pennsylvania Profiles

Each week, the White House Coronavirus Task Force provides a profile to the administration that includes data and recommendations. View those reports by date:

December 2020



November 2020



October 2020



September 2020



August 2020



July 2020



June 2020



COVID-19 Studies

Every protective decision made to mitigate COVID in Pennsylvania is backed by the latest data and research. View the latest:

- [COVID-19 Mobility Network Modeling](#) 
- [Study Shows Which Restrictions Prevent COVID-19 Fatalities — and Which Appear to Make Things Worse](#)

Early Warning Monitoring Updates By Date

The [PA Early Warning Monitoring Dashboard](#) is updated weekly on Mondays. This dashboard provides county and statewide breakdowns on the number of confirmed cases, incidence rates per 100,000, PCR testing occurrences, average daily hospitalizations, average daily ventilators, and total hospital visits — all data used when determining mitigation and reopening plans. View the numbers by date:

[Expand All](#)

November-December 2020	<input type="checkbox"/>
September-October 2020	<input type="checkbox"/>
July-August 2020	<input type="checkbox"/>

Case Investigation, Contact Tracing, and Monitoring By Date

Each week, the administration provides an update on case investigation and contact tracing data:

[Expand All](#)

December 2020	<input type="checkbox"/>
October-November 2020	<input type="checkbox"/>
June-September 2020	<input type="checkbox"/>

External Resources

CHOP Policy LAB: Mapping COVID-19 In Your Community

The Children's Hospital of Philadelphia and the University of Pennsylvania developed a [resource to track and model COVID in the United States](#). According to CHOP, the team used data from a variety of publicly available sources, the researchers built their model to observe how social distancing, population density, and daily temperatures affect the number and spread of COVID-19 infections over time across a county, accounting for test positivity rates and population characteristics, such as age, insurance status and smoking prevalence.

COVIDcast Real-Time COVID-19 Indicators

Carnegie Mellon University, along with partners, developed [COVIDcast](#). It provides data, modeling, and tracking for the COVID pandemic.

CDC Reports

View nationwide COVID-19 data in the [CDC's Morbidity and Mortality Weekly Report](#).

Projections from Institute for Health Metrics and Evaluation

Institute for Health Metrics and Evaluation (IHME) [produces COVID-19 projections](#) that were developed in response to requests from the University of Washington School of Medicine and other US hospital systems and state governments working to determine when COVID-19 would overwhelm their ability to care for patients.

Archived Data

Archived Case Data

View [archived case data](#) from the beginning of the pandemic.

Archived County Dashboard

During the reopening process, the Department of Health maintained a [county dashboard](#) to help determine the reopening process.

Press Releases

The administration shares [daily press releases](#) at noon, six days a week, with current data.



Governor's Goals



GOVERNMENT THAT WORKS

Stem the tide of the opioid epidemic



GOVERNMENT THAT WORKS

Increase access to health care



GOVERNMENT THAT WORKS

Provide high-quality supports and protections to vulnerable Pennsylvanians



[TOM WOLF, GOVERNOR](#)

[DR. RACHEL LEVINE, SECRETARY](#)

[Contact Us](#)

[Contact Us](#)



[Social Media](#)



COMMONWEALTH OF
PENNSYLVANIA

Keystone State. Proudly founded in 1681 as a place of tolerance and freedom.

[TOP](#)




SERVICES

-  [Register to Vote](#)
 -  [Find a DMV](#)
 -  [Get a Birth Certificate](#)
 -  [Join the Veterans Registry](#)
 -  [Visit Pennsylvania](#)
 -  [PennWatch](#)
 -  [Right-to-Know Law](#)
-

GOVERNMENT

-  [Governor Tom Wolf](#)
 -  [Directory](#)
 - [State House](#)
 - [State Senate](#)
 - [Courts](#)
 - [Lieutenant Governor](#)
 - [Attorney General](#)
 - [Auditor General](#)
 - [Treasurer](#)
-

PA.GOV

-  [Who We Are](#)
 -  [Pennsylvania Facebook](#)
 -  [Pennsylvania Twitter](#)
 - [State Symbols](#)
 - [News](#)
 - [Social Media](#)
 - [Apps](#)
 - [Careers & Internships](#)
-

[ACCESSIBILITY](#)

[PRIVACY & DISCLAIMERS](#)

[TRANSLATION DISCLAIMER](#)

[SECURITY](#)

Copyright © 2021 Commonwealth of Pennsylvania. All rights reserved.