

HOME

TESTING

CASES

HOSPITALIZATIONS

DEATHS

COVID-19 in South Carolina

As of 11:59 PM on 3/13/2021

Cases

534188

Select Date Range & County to Filter Page Values

All values

All

COUNTY

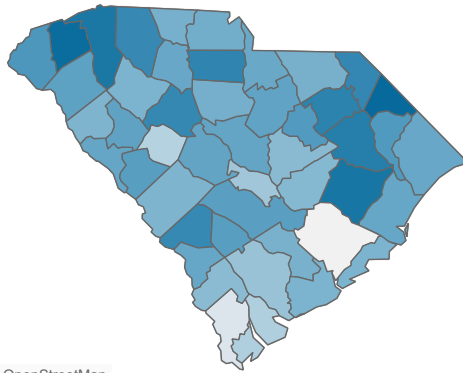
Past 2 weeks Confirmed

9,040

Rate of COVID-19 Tests Performed per 10,000 population, by County

County Displayed: **South Carolina** | Dates Displayed: 3/4/2020 to 3/13/2021

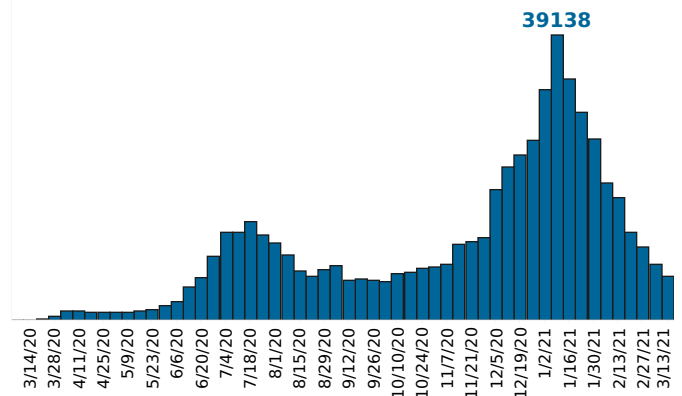
Use County Filter Above to View ZIP Code Counts and Filter Page Values



© 2021 Mapbox © OpenStreetMap

Reported COVID-19 Cases, by Week of Report

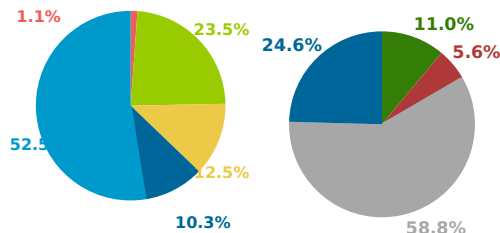
County Displayed: **South Carolina** | Dates Displayed: 3/4/2020 to 3/13/2021



County Displayed: **South Carolina** | Dates Displayed: 3/4/2020 to 3/13/2021

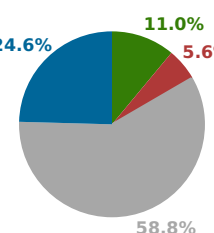
Note: Data is suppressed for fewer than 5 cases

Cases by Race



Black | White | Other
Asian/Alaskan/Hawaiian
Unknown | Under Investigation

Cases by Ethnicity



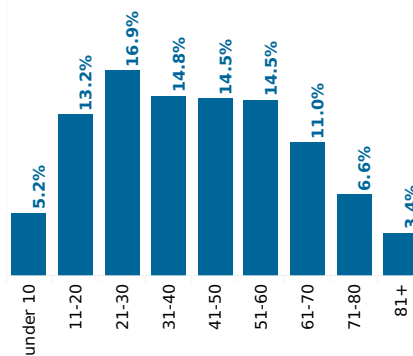
Hispanic or Latino
Not Hispanic or Latino
Unknown
Under Investigation

Cases by Sex



Unknown Female Male

Reported COVID-19 Cases, by Age Group & Age Related Information



Minimum Age 0.0 years

Median Age 41.0 years

Max Age 110.0 years

Average Age 42.1 years