

HOME

TESTING

CASES

HOSPITALIZATIONS

DEATHS

## COVID-19 in South Carolina

As of 11:59 PM on 3/23/2021

## Cases

545,254

## Select Date Range &amp; County to Filter Page Values

All values

All

COUNTY

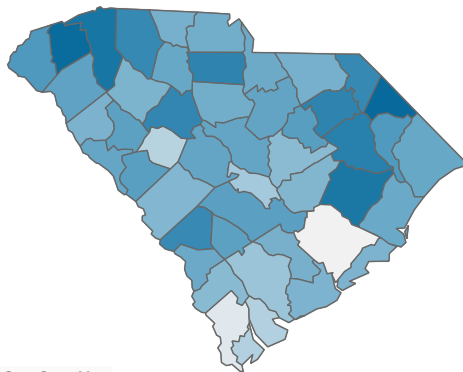
## Past 2 weeks Confirmed

8,262

Rate of COVID-19 Cases per 10,000 population, by County

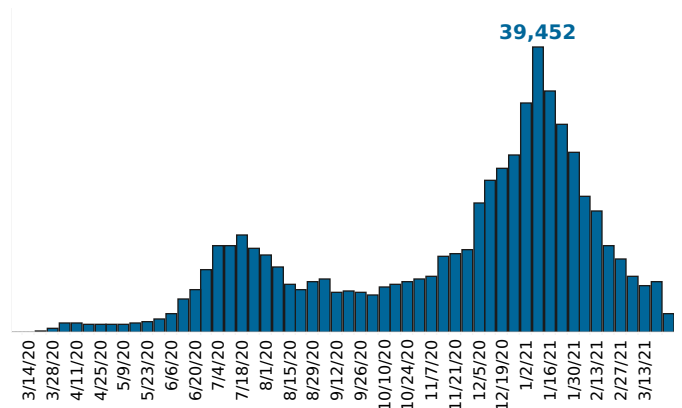
County Displayed: **South Carolina** | Dates Displayed: 3/4/2020 to 3/23/2021

Use County Filter Above to View ZIP Code Counts and Filter Page Values

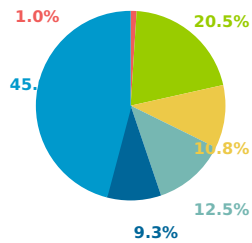


© 2021 Mapbox © OpenStreetMap

Reported COVID-19 Cases, by Week of Report

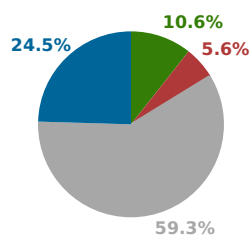
County Displayed: **South Carolina** | Dates Displayed: 3/4/2020 to 3/23/2021County Displayed: **South Carolina** | Dates Displayed: 3/4/2020 to 3/23/2021**Note: Data is suppressed for fewer than 5 cases**

## Cases by Race



Black | White | Other  
Asian/Alaskan/Hawaiian  
Unknown | Under Investigation

## Cases by Ethnicity

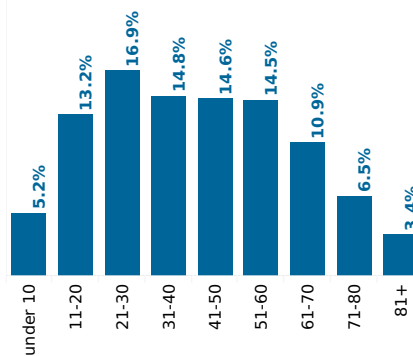


Hispanic or Latino  
Not Hispanic or Latino  
Unknown  
Under Investigation

## Cases by Sex



## Reported COVID-19 Cases, by Age Group &amp; Age Related Information

Minimum Age **0.0 years**Median Age **41.0 years**Max Age **110.0 years**Average Age **42.0 years**