

HOME

TESTING

CASES

HOSPITALIZATIONS

DEATHS

COVID-19 in South Carolina

As of 11:59 PM on 4/4/2021

Cases

557,803

Select Date Range & County to Filter Page Values

All values

All

COUNTY

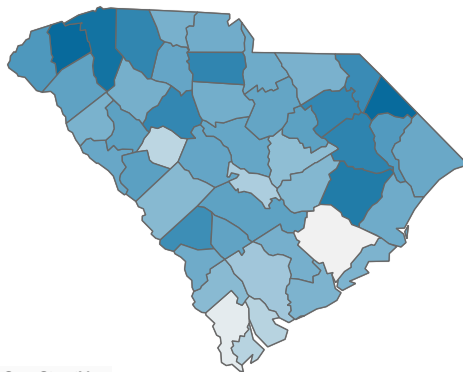
Past 2 weeks Confirmed

7,779

Rate of COVID-19 Cases per 10,000 population, by County

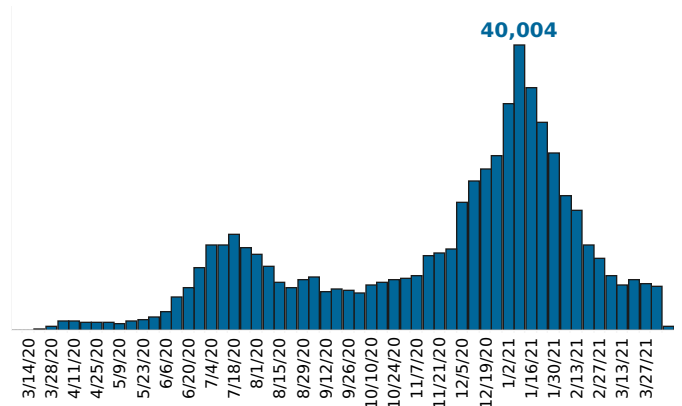
County Displayed: **South Carolina** | Dates Displayed: 3/4/2020 to 4/4/2021

Use County Filter Above to View ZIP Code Counts and Filter Page Values

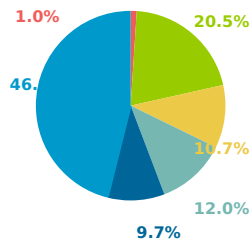


© 2021 Mapbox © OpenStreetMap

Reported COVID-19 Cases, by Week of Report

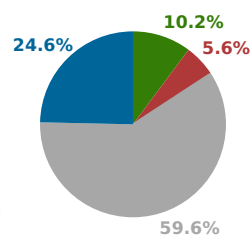
County Displayed: **South Carolina** | Dates Displayed: 3/4/2020 to 4/4/2021County Displayed: **South Carolina** | Dates Displayed: 3/4/2020 to 4/4/2021**Note: Data is suppressed for fewer than 5 cases**

Cases by Race



Black | White | Other
Asian/Alaskan/Hawaiian
Unknown | Under Investigation

Cases by Ethnicity

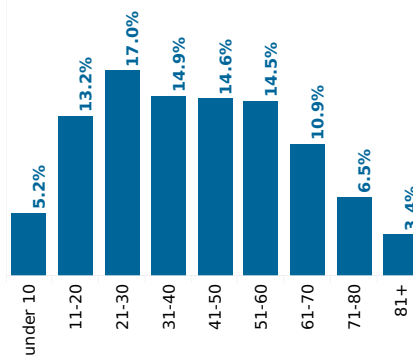


Hispanic or Latino
Not Hispanic or Latino
Unknown
Under Investigation

Cases by Sex



Reported COVID-19 Cases, by Age Group & Age Related Information

Minimum Age **0.0 years**Median Age **41.0 years**Max Age **110.0 years**Average Age **41.9 years**