

HOME

TESTING

CASES

HOSPITALIZATIONS

DEATHS

COVID-19 in South Carolina

As of 11:59 PM on 4/13/2021

Cases

566,018

Select Date Range & County to Filter Page Values

All values

All

COUNTY

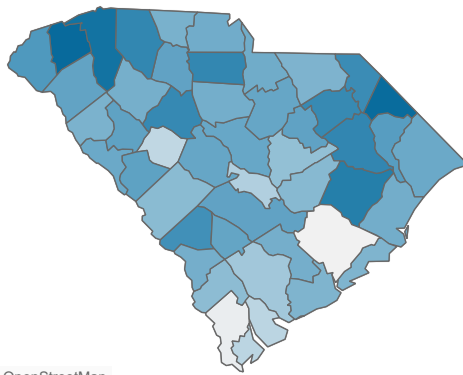
Past 2 weeks Confirmed

7,580

Rate of COVID-19 Cases per 10,000 population, by County

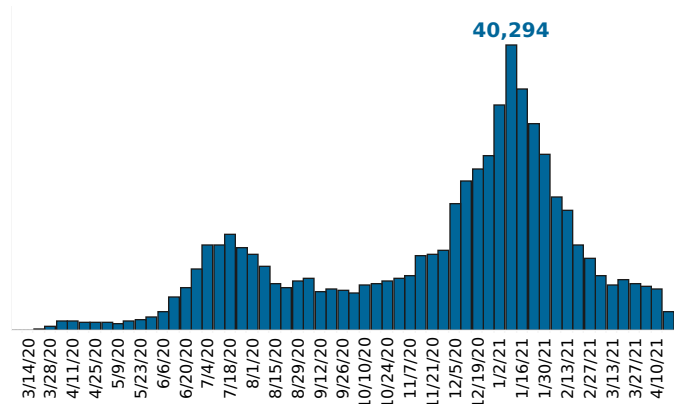
County Displayed: **South Carolina** | Dates Displayed: 3/4/2020 to 4/13/2021

Use County Filter Above to View ZIP Code Counts and Filter Page Values



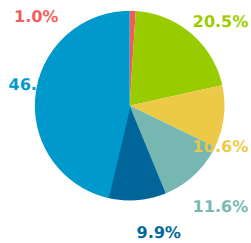
© 2021 Mapbox © OpenStreetMap

Reported COVID-19 Cases, by Week of Report

County Displayed: **South Carolina** | Dates Displayed: 3/4/2020 to 4/13/2021County Displayed: **South Carolina** | Dates Displayed: 3/4/2020 to 4/13/2021

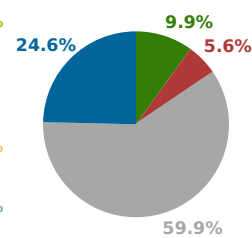
Note: Data is suppressed for fewer than 5 cases

Cases by Race



Black | White | Other
Asian/Alaskan/Hawaiian
Unknown | Under Investigation

Cases by Ethnicity

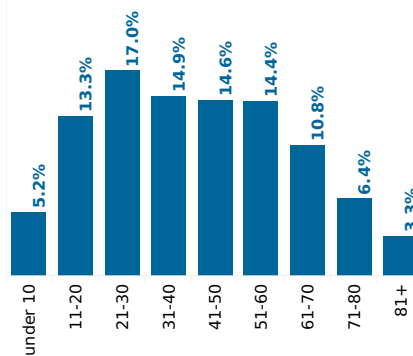


Hispanic or Latino
Not Hispanic or Latino
Unknown
Under Investigation

Cases by Sex



Reported COVID-19 Cases, by Age Group & Age Related Information



Minimum Age 0.0 years

Median Age 41.0 years

Max Age 110.0 years

Average Age 41.8 years