

HOME

TESTING

CASES

HOSPITALIZATIONS

DEATHS

## COVID-19 in South Carolina

As of 11:59 PM on 5/11/2021



### Cases

585,957

### Select Date Range & County to Filter Page Values

Non-Null Values Only

County

All

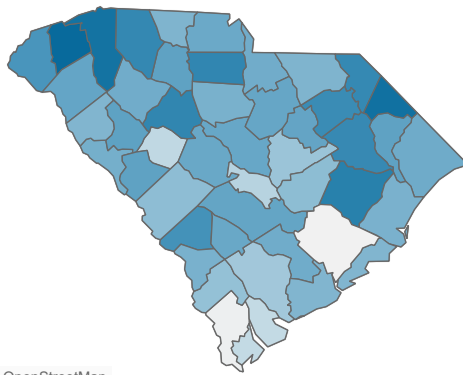
### Past 2 weeks Confirmed

5,046

Rate of COVID-19 Cases per 10,000 population, by County

County Displayed: **South Carolina** | Dates Displayed: 3/4/2020 to 5/11/2021

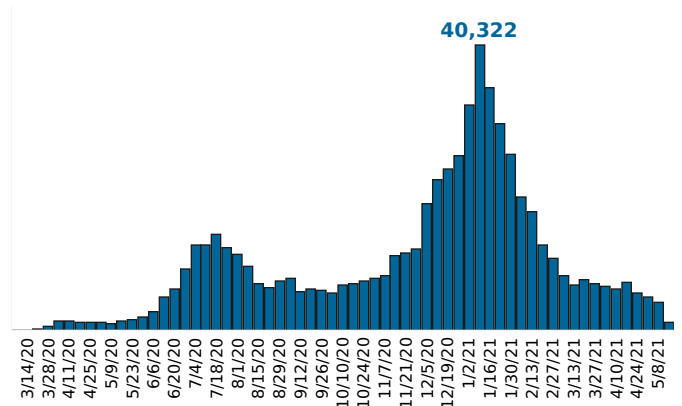
Use County Filter Above to View ZIP Code Counts and Filter Page Values



© 2021 Mapbox © OpenStreetMap

Reported COVID-19 Cases, by Week of Report

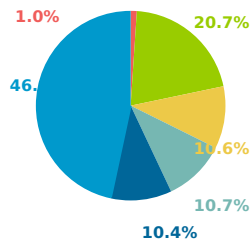
County Displayed: **South Carolina** | Dates Displayed: 3/4/2020 to 5/11/2021



County Displayed: **South Carolina** | Dates Displayed: 3/4/2020 to 5/11/2021

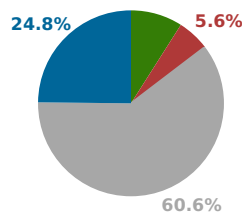
Note: Data is suppressed for fewer than 5 cases

### Cases by Race



Black | White | Other  
Asian/Alaskan/Hawaiian  
Unknown | Under Investigation

### Cases by Ethnicity



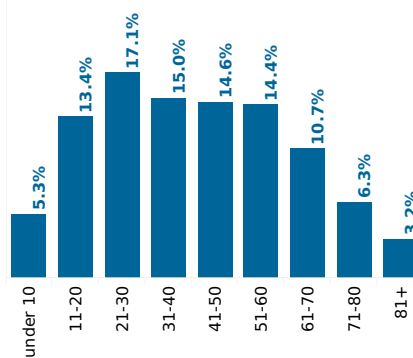
Hispanic or Latino  
Not Hispanic or Latino  
Unknown/Under Investigation

### Cases by Sex



Unknown Female Male

### Reported COVID-19 Cases, by Age Group & Age Related Information



Minimum Age 0.0 years

Median Age 40.0 years

Max Age 110.0 years

Average Age 41.6 years