

HOME

TESTING

CASES

HOSPITALIZATIONS

DEATHS

COVID-19 in South Carolina

As of 11:59 PM on 6/27/2021



Cases

596,712

Select Date Range & County to Filter Page Values

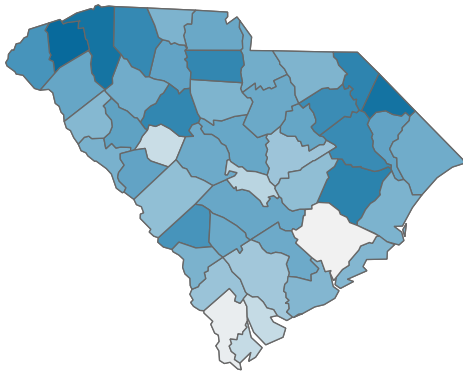
Non-Null Values Only

County

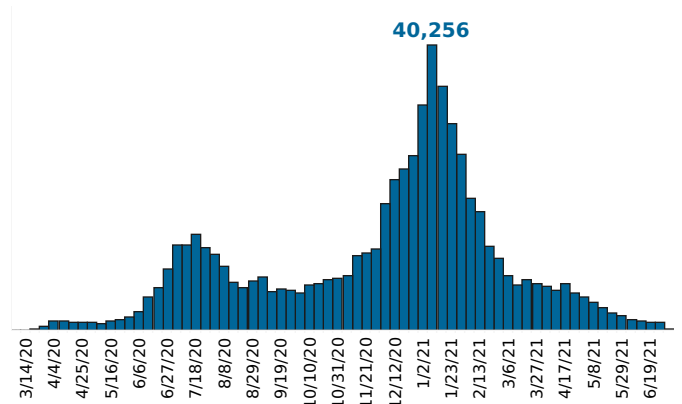
Past 2 weeks Confirmed

1,370

Rate of COVID-19 Cases per 10,000 population, by County
County Displayed: **South Carolina** | Dates Displayed: 3/4/2020 to 6/27/2021
Use County Filter Above to View ZIP Code Counts and Filter Page Values

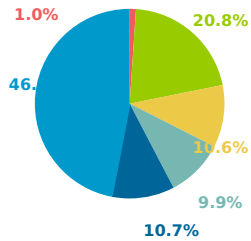


Reported COVID-19 Cases, by Week of Report
County Displayed: **South Carolina** | Dates Displayed: 3/4/2020 to 6/27/2021



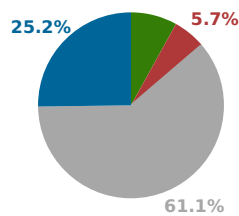
County Displayed: **South Carolina** | Dates Displayed: 3/4/2020 to 6/27/2021
Note: Data is suppressed for fewer than 5 cases

Cases by Race



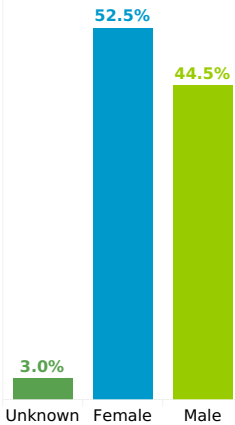
Black | White | Other
Asian/Alaskan/Hawaiian
Unknown | Under Investigation

Cases by Ethnicity



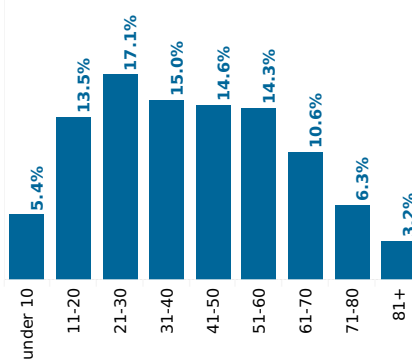
Hispanic or Latino
Not Hispanic or Latino
Unknown/Under Investigation

Cases by Sex



Unknown Female Male

Reported COVID-19 Cases, by Age Group & Age Related Information



Minimum Age **0.0 years**

Median Age **40.0 years**

Max Age **110.0 years**

Average Age **41.5 years**