

HOME

TESTING

CASES

HOSPITALIZATIONS

DEATHS

## COVID-19 in South Carolina

As of 11:59 PM on 7/28/2021



### Cases

617,148

### Select Date Range & County to Filter Page Values

All values

COUNTY

All

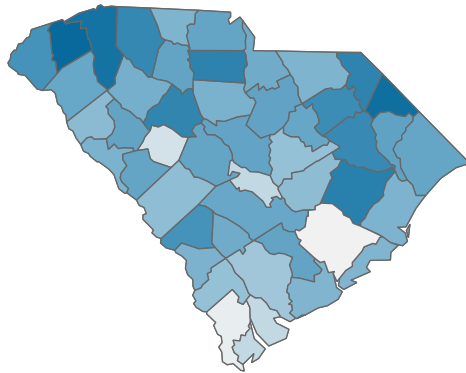
### Past 2 weeks Confirmed

9844

Rate of COVID-19 Cases per 10,000 population, by County

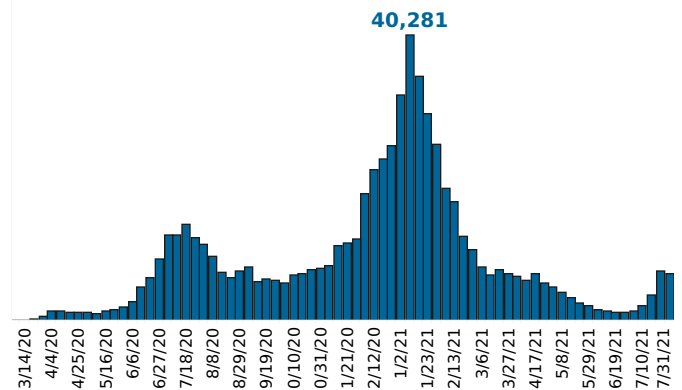
County Displayed: **South Carolina** | Dates Displayed: 3/4/2020 to 7/28/2021

Use County Filter Above to View ZIP Code Counts



Reported COVID-19 Cases, by Week of Report

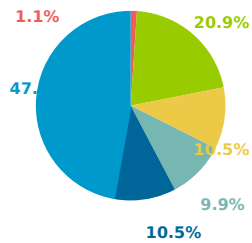
County Displayed: **South Carolina** | Dates Displayed: 3/4/2020 to 7/28/2021



County Displayed: **South Carolina** | Dates Displayed: 3/4/2020 to 7/28/2021

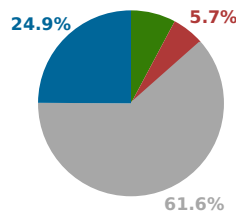
**Note: Data is suppressed for fewer than 5 cases**

### Cases by Race



Black | White | Other  
Asian/Alaskan/Hawaiian  
Unknown | Under Investigation

### Cases by Ethnicity

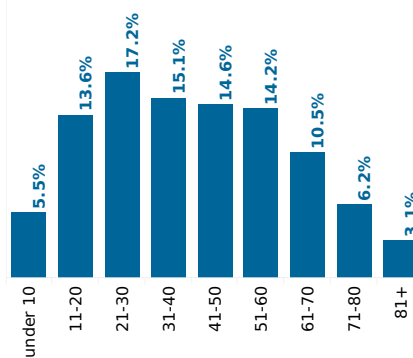


Hispanic or Latino  
Not Hispanic or Latino  
Unknown  
Under Investigation

### Cases by Sex



### Reported COVID-19 Cases, by Age Group & Age Related Information



Minimum Age **0.0 years**

Median Age **40.0 years**

Max Age **110.0 years**

Average Age **41.3 years**