

HOME

TESTING

CASES

HOSPITALIZATIONS

DEATHS

## COVID-19 in South Carolina

As of 11:59 PM on 8/14/2021



### Cases

667,352

### Select Date Range & County to Filter Page Values

All values

COUNTY

All

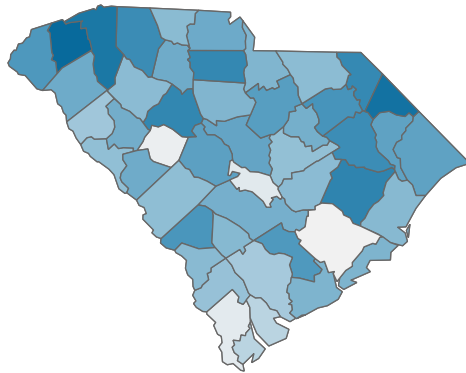
### Past 2 weeks Confirmed

32398

Rate of COVID-19 Cases per 10,000 population, by County

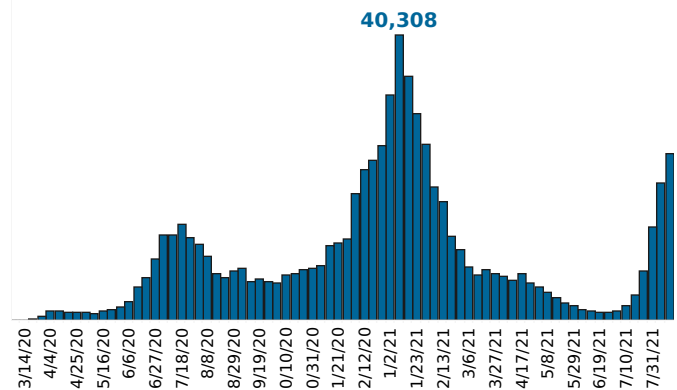
County Displayed: **South Carolina** | Dates Displayed: 3/4/2020 to 8/14/2021

[Use County Filter Above to View ZIP Code Counts](#)



Reported COVID-19 Cases, by Week of Report

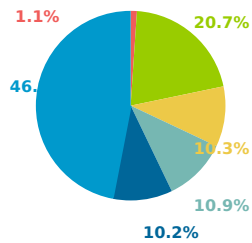
County Displayed: **South Carolina** | Dates Displayed: 3/4/2020 to 8/14/2021



County Displayed: **South Carolina** | Dates Displayed: 3/4/2020 to 8/14/2021

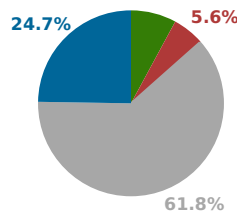
**Note: Data is suppressed for fewer than 5 cases**

### Cases by Race



Black | White | Other  
Asian/Alaskan/Hawaiian  
Unknown | Under Investigation

### Cases by Ethnicity

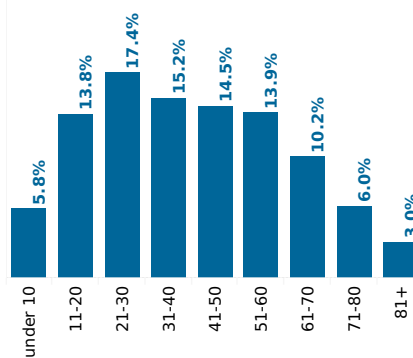


Hispanic or Latino  
Not Hispanic or Latino  
Unknown  
Under Investigation

### Cases by Sex



### Reported COVID-19 Cases, by Age Group & Age Related Information



Minimum Age **0.0 years**

Median Age **39.0 years**

Max Age **110.0 years**

Average Age **40.9 years**