

HOME

TESTING

CASES

HOSPITALIZATIONS

DEATHS

## COVID-19 in South Carolina

As of 11:59 PM on 8/30/2021



### Cases

740,558

### Select Date Range & County to Filter Page Values

3/18/2020 to 8/30/2021  
and Null values

COUNTY

All

### Find your ZIP

All

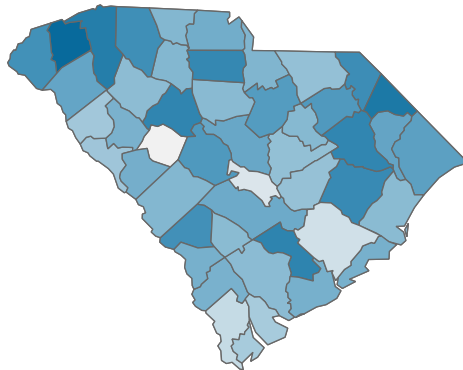
### Past 2 weeks Confirmed

51,321

Rate of COVID-19 Cases per 10,000  
population, by County

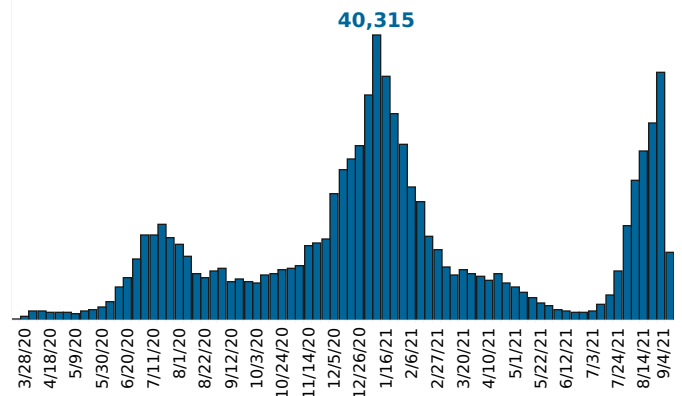
County Displayed: **South Carolina** | Dates Displayed:  
3/4/2020 to 8/30/2021

[Use County Filter Above to View ZIP Code Counts](#)



Reported COVID-19 Cases, by Week of Report

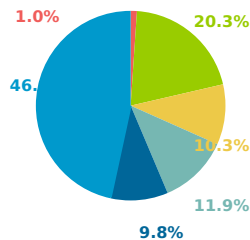
County Displayed: **South Carolina** | Dates Displayed: 3/4/2020 to  
8/30/2021



County Displayed: **South Carolina** | Dates Displayed: 3/18/2020 to 8/30/2021

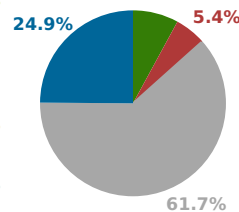
**Note: Data is suppressed for fewer than 5 cases**

### Cases by Race



Black | White | Other  
Asian/Alaskan/Hawaiian  
Unknown | Under  
Investigation

### Cases by Ethnicity



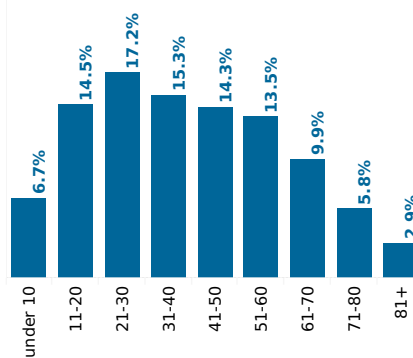
Hispanic or Latino  
Not Hispanic or Latino  
Unknown  
Under Investigation

### Cases by Sex



Unknown Female Male

### Reported COVID-19 Cases, by Age Group & Age Related Information



Min. Age at Time of Report Clean fo..	0.0 years
Median Age at Time of Report ..	39.0 years
Max. Age at Time of Report Clean fo..	110.0 years
Avg. Age at Time of Report Clean fo..	40.2 years