

HOME

TESTING

CASES

HOSPITALIZATIONS

DEATHS

COVID-19 in South Carolina

As of 11:59 PM on 9/5/2021



Cases

773,185

Select Date Range & County to Filter Page Values

Non-Null Values Only

COUNTY

All

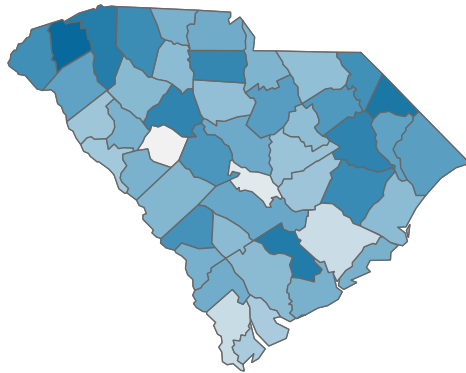
Past 2 weeks Confirmed

56,191

Rate of COVID-19 Cases per 10,000 population, by County

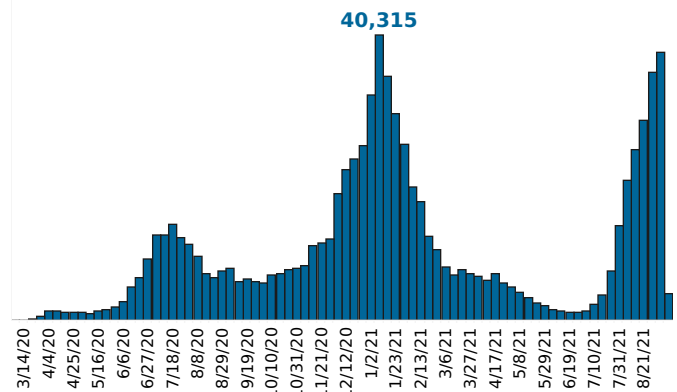
County Displayed: **South Carolina** | Dates Displayed: 3/4/2020 to 9/5/2021

Use County Filter Above to View ZIP Code Counts



Reported COVID-19 Cases, by Week of Report

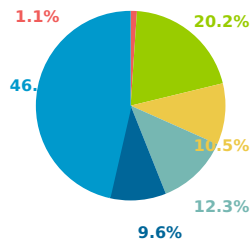
County Displayed: **South Carolina** | Dates Displayed: 3/4/2020 to 9/5/2021



County Displayed: **South Carolina** | Dates Displayed: 3/4/2020 to 9/5/2021

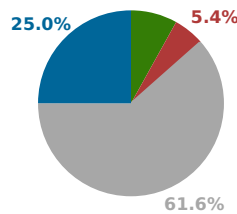
Note: Data is suppressed for fewer than 5 cases

Cases by Race



Black | White | Other
Asian/Alaskan/Hawaiian
Unknown | Under Investigation

Cases by Ethnicity

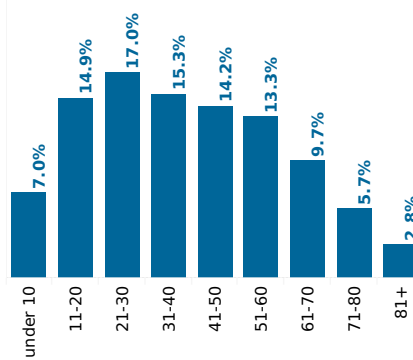


Hispanic or Latino
Not Hispanic or Latino
Unknown
Under Investigation

Cases by Sex



Reported COVID-19 Cases, by Age Group & Age Related Information



Minimum Age **0 years**

Median Age **38 years**

Maximum Age **110 years**

Average Age **39.9 years**