

HOME

TESTING

CASES

HOSPITALIZATIONS

DEATHS

COVID-19 in South Carolina

As of 11:59 PM on 9/27/2021



Cases

854,874

Select Date Range & County to Filter Page Values

Non-Null Values Only

COUNTY

All

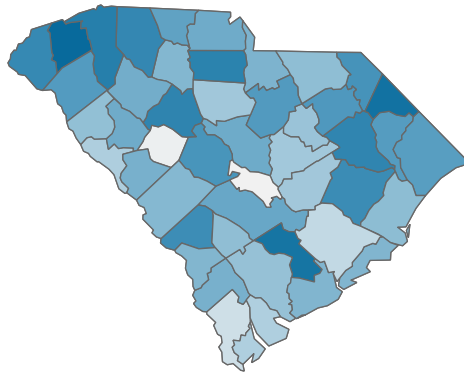
Past 2 weeks Confirmed

33,227

Rate of COVID-19 Cases per 10,000 population, by County

County Displayed: **South Carolina** | Dates Displayed: 3/4/2020 to 9/27/2021

[Use County Filter Above to View ZIP Code Counts](#)

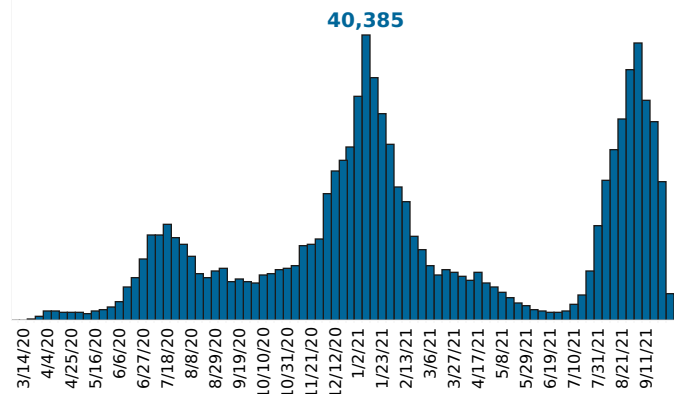


County Displayed: **South Carolina** | Dates Displayed: 3/4/2020 to 9/27/2021

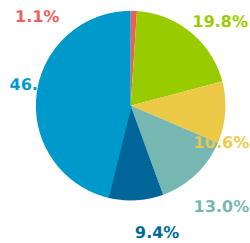
Note: Data is suppressed for fewer than 5 cases

Reported COVID-19 Cases, by Week of Report

County Displayed: **South Carolina** | Dates Displayed: 3/4/2020 to 9/27/2021

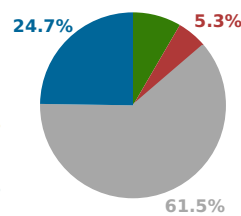


Cases by Race



Black | White | Other
Asian/Alaskan/Hawaiian
Unknown | Under Investigation

Cases by Ethnicity

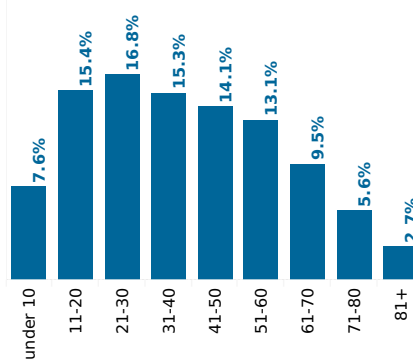


Hispanic or Latino
Not Hispanic or Latino
Unknown
Under Investigation

Cases by Sex



Reported COVID-19 Cases, by Age Group & Age Related Information



Minimum Age **0 years**

Median Age **38 years**

Maximum Age **110 years**

Average Age **39.5 years**