

[HOME](#)[TESTING](#)[CASES](#)[HOSPITALIZATION](#)[DEATHS](#)

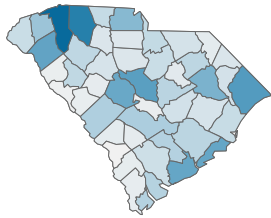
COVID-19 in South Carolina

As of 11:59 PM on 3/9/2021

Deaths

8,822

Reported Deaths due to COVID-19, by County
County: All



© 2021 Mapbox © OpenStreetMap

Count
15

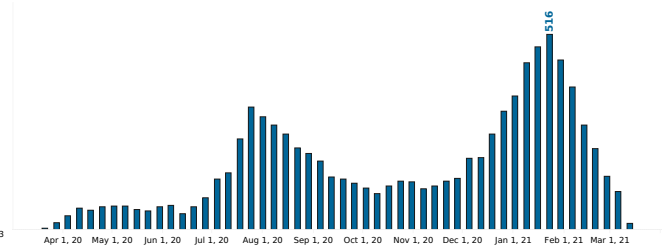
903

Percent of Deaths with Comorbid Conditions

64.8%

[Go to Comorbidity Details](#)

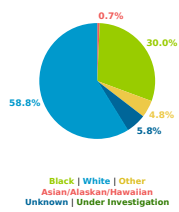
Reported COVID-19 Deaths, by Week of Date of Death



County Displayed: **South Carolina** | Dates Displayed: 3/4/2020 to 3/9/2021
Note: Data is suppressed for fewer than 5 cases

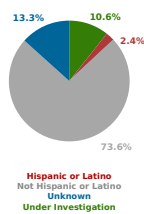
Reported COVID-19 Deaths, by Race

All



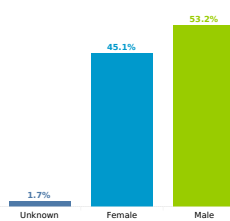
Reported COVID-19 Deaths, by Race

All



Reported COVID-19 Cases, by Sex

All



Reported COVID-19 Cases, by Age Group & Age Related Information

