

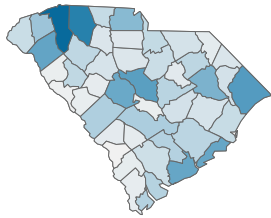
[HOME](#)[TESTING](#)[CASES](#)[HOSPITALIZATION](#)[DEATHS](#)

COVID-19 in South Carolina

As of 11:59 PM on 3/11/2021

Deaths

8,870

Reported Deaths due to COVID-19, by County
County: All

© 2021 Mapbox © OpenStreetMap

Count

15

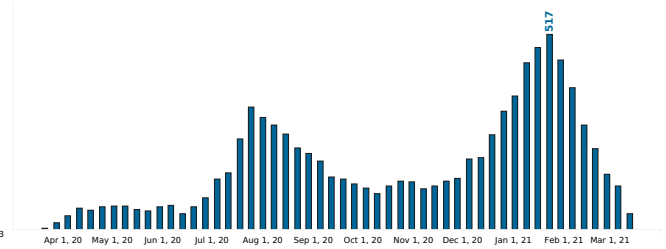
913

Percent of Deaths with Comorbid Conditions

64.8%

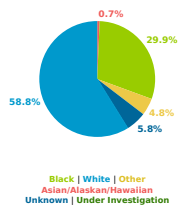
[Go to Comorbidity Details](#)

Reported COVID-19 Deaths, by Week of Date of Death

County Displayed: **South Carolina** | Dates Displayed: 3/4/2020 to 3/11/2021*Note: Data is suppressed for fewer than 5 cases*

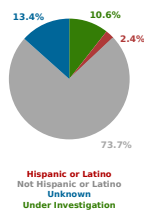
Reported COVID-19 Deaths, by Race

All



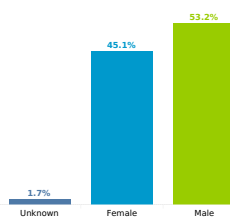
Reported COVID-19 Deaths, by Race

All



Reported COVID-19 Cases, by Sex

All



Reported COVID-19 Cases, by Age Group & Age Related Information

