

HOME

TESTING

CASES

HOSPITALIZATION

DEATHS

### COVID-19 in South Carolina

As of 11:59 PM on 3/18/2021

Deaths

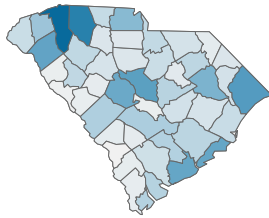
8,977

Percent of Deaths with Comorbid Conditions

64.8%

[Go to Comorbidity Details](#)

Reported Deaths due to COVID-19, by County  
County: All



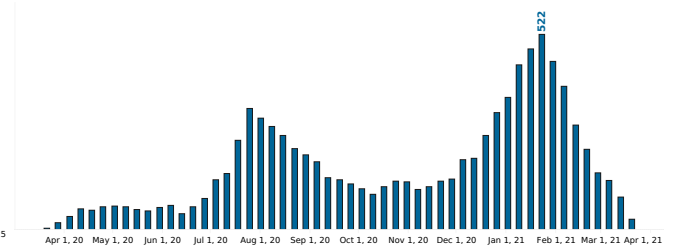
© 2021 Mapbox © OpenStreetMap

Count

15

925

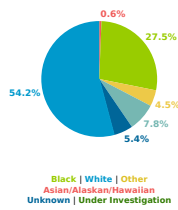
Reported COVID-19 Deaths, by Week of Date of Death



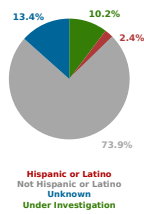
County Displayed: **South Carolina** | Dates Displayed: 3/4/2020 to 3/18/2021

Note: Data is suppressed for fewer than 5 cases

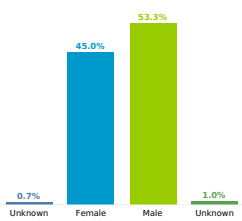
Reported COVID-19 Deaths, by Race  
All



Reported COVID-19 Deaths, by Race  
All



Reported COVID-19 Cases, by Sex  
All



Reported COVID-19 Cases, by Age Group & Age Related Information

