

HOME

TESTING

CASES

HOSPITALIZATION

DEATHS

COVID-19 in South Carolina

As of 11:59 PM on 3/21/2021

Deaths

9,030

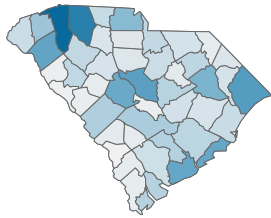
Percent of Deaths with Comorbid Conditions

64.8%

[Go to Comorbidity Details](#)

Reported Deaths due to COVID-19, by County

County: All

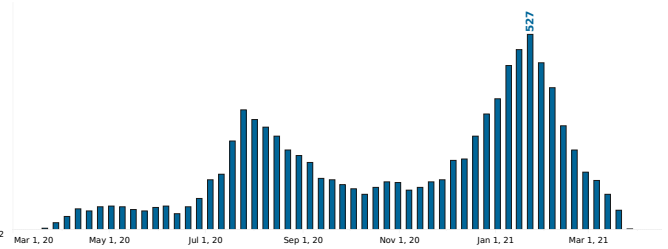


Count

15

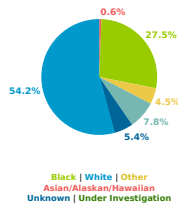
932

Reported COVID-19 Deaths, by Week of Date of Death

County Displayed: **South Carolina** | Dates Displayed: 3/4/2020 to 3/21/2021*Note: Data is suppressed for fewer than 5 cases*

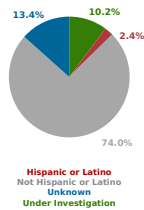
Reported COVID-19 Deaths, by Race

All



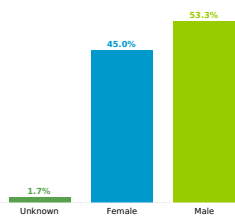
Reported COVID-19 Deaths, by Race

All

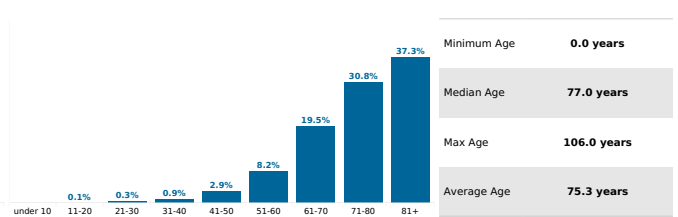


Reported COVID-19 Cases, by Sex

All



Reported COVID-19 Cases, by Age Group & Age Related Information

Minimum Age **0.0 years**Median Age **77.0 years**Max Age **106.0 years**Average Age **75.3 years**