

[HOME](#)[TESTING](#)[CASES](#)[HOSPITALIZATION](#)[DEATHS](#)

COVID-19 in South Carolina

As of 11:59 PM on 4/1/2021

Deaths

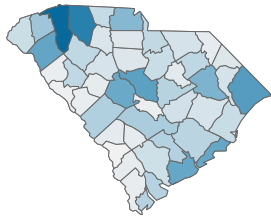
9,196

Percent of Deaths with Comorbid Conditions

64.8%[Go to Comorbidity Details](#)

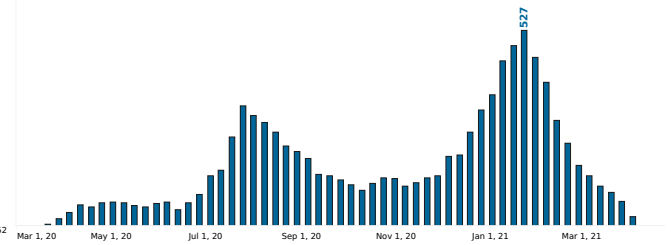
Reported Deaths due to COVID-19, by County

County: All



Count
15 952

Reported COVID-19 Deaths, by Week of Date of Death

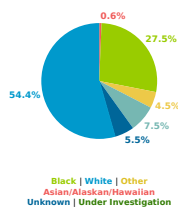


County Displayed: **South Carolina** | Dates Displayed: 3/4/2020 to 4/1/2021

Note: Data is suppressed for fewer than 5 cases

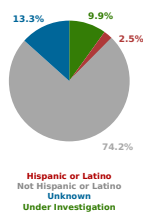
Reported COVID-19 Deaths, by Race

All



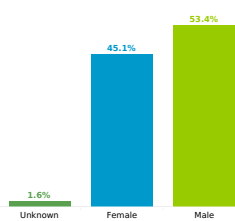
Reported COVID-19 Deaths, by Race

All



Reported COVID-19 Cases, by Sex

All



Reported COVID-19 Cases, by Age Group & Age Related Information

